



## **2<sup>nd</sup> HALF YEARLY MONITORING REPORT**

**OF**

**INDIAN INSTITUTE OF EDUCATION, PUNE**

**(Monitoring Institution)**

**ON**

**MID DAY MEAL SCHEME**

**FOR THE STATE OF MAHARASHTRA**

**PERIOD: 1<sup>st</sup> April, 2012 TO 31<sup>st</sup> October, 2012**

### **DISTRICTS COVERED**

- 1. HINGOLI**
- 2. NANDED**
- 3. GADCHIROLI**
- 4. AMRAVATI**
- 5. YAVATMAL**

# Contents

<b>Sr. No</b>	<b>Title</b>	<b>Page No</b>
	<b>Acknowledgement</b>	3
1	<b>Chapter 1:</b> General Information	4
2	<b>Chapter 2:</b> District Summary of all the District Reports of MDM	8
3	<b>Chapter 3:</b> Half yearly Monitoring Report of MDM for District 1. Hingoli	20
4	<b>Chapter 4:</b> Half yearly Monitoring Report of MDM for District 2. Nanded	37
5	<b>Chapter 5:</b> Half yearly Monitoring Report of MDM for District 3. Gadchiroli	52
6	<b>Chapter 6:</b> Half yearly Monitoring Report of MDM for District 4. Amravati	66
7	<b>Chapter 7:</b> Half yearly Monitoring Report of MDM for District 5. Yavatmal	82

## **Acknowledgement**

This report has been prepared for five districts of Maharashtra showing the progress of the Mid-day Meal in these districts till September 2012, during the year 2012-13. This report has been prepared on basis of the data collected from 40 schools which have been selected on the basis of criteria given by the Govt. of India and tools provided by the Govt. of India.

We are grateful thanks to Shri. A. D. Kale (IAS), State Project Director, Maharashtra Prathamik Shikshan Parishad, Mumbai, Dr. Shridhar Salunkhe, Director of Education Maharashtra State, Shri. Govind Nandede Jt. Director of Education Maharashtra State and many officials and individuals at the State and District level who extended immense cooperation in the monitoring work.

The BEOs, BRCs, CRCs and MDM functionaries extended great cooperation with respect to the actual visits to the schools. The Headmasters and the Teachers at the village level were very helpful.

We are grateful to the Honorable Chairman and Honorable Member Secretary, BoT IIE for inspiring us to undertake this study and made valuable suggestions from time to time.

We thank all those who have helped us in this field study directly or indirectly. We are grateful to them all.

**Pune**  
**19<sup>th</sup> November, 2012**

**M.S. Kamble**  
**Nodal Officer of M.I**  
**SSA & MDM Monitoring**

**I 2<sup>nd</sup> Half Yearly Monitoring Report of Indian Institute of Education,  
(Monitoring Institution)  
on SSA-RTE for the State of MAHARASHTRA  
for the period of 1<sup>st</sup> April, 2011 to 31<sup>st</sup> October 2012**

**1. General Information**

Sl. No	Information	Details				
1.	Period of the report	1 <sup>st</sup> April, 2012 to 31 <sup>st</sup> October, 2012				
2.	No. of Districts allotted	5				
3.	Districts' name	1) Hingoli 2) Nanded 3) Gadchiroli 4) Amravati 5) Yavatmal				
4	Month of visit to the Districts / Schools (Information is to be given district wise)					
4.1	District 1: Hingoli	10-18 July 2012				
4.2	District 2: Nanded	23-30 July 2012				
4.3	District 3: Gadchiroli	06-13 August 2012				
4.4	District 4: Amravati	21-28 August 2012				
4.5	District 5: Yavatmal	03-08 September 2012				
5.	Total number of elementary schools (primary and upper primary existing in the district Information is to be given district wise i.e District 1, District 2, District 3 etc.)	Sl no	District	Type of schools		
				PS	UPS	
		1	Hingoli	913	588	
		2	Nanded	2701	1680	
		3	Gadchiroli	1696	689	
		4	Amravati	1945	1207	
		5	Yavatmal	2426	1329	
	Total	9681	5493			
6.	Number of elementary schools monitored (primary and upper primary to be counted separately) Information is to be given for district wise i.e District 1, District 2, District 3 etc)	Sl no	District	Type of schools		
				PS	UPS	
		1	Hingoli	13	27	
		2	Nanded	14	26	
		3	Gadchiroli	12	28	
		4	Amravati	14	26	
		5	Yavatmal	13	27	
	Total	66	134			
7.	<b>Types of school visited</b>	District-1 Hingoli	District-2 Nanded	District-3 Gadchiroli	District-4 Amravati	District-5 Yavatmal
a)	Special training centers (Residential)	NA	NA	NA	NA	NA
b)	Special training centers (Non Residential)	NA	NA	NA	NA	NA
c)	Schools in Urban Areas	8	8	8	8	8

d)	School sanctioned with Civil Works	3	3	3	3	3
e)	School from NPEGEL Blocks	2	2	2	NA	NA
f)	Schools having CWSN	3	3	3	3	3
g)	School covered under CAL programme	3	3	3	3	3
h)	KGBVs	1	3	3	NA	NA
8.	Number of schools visited by Nodal Officer of the Monitoring Institute	11	8	10	7	8
9.	Whether the draft report has been shared with the SPO : YES / NO	As suggested in ToR, Reports 5 (i & ii) the draft report was sent DE (Primary) Maharashtra on 31 <sup>st</sup> October, 2012 by hand. But did not receive any communication regarding the date for sharing or any comment.				
10.	After submission of the draft report to the SPO whether the MI has received any comments from the SPO: YES / NO	awaited				
11.	Before sending the reports to the GOI whether the MI has shared the report with SPO: YES / NO	--				

## 12. Selection Procedure for schools

As per the Terms of Reference for monitoring of MDM programme by the Monitoring Institutes (2012-13), the following procedure was carried out for the selection of 40 schools in the district.

The State authorities were approached by the monitoring institute and they were informed about the monitoring visit to be made to the 5 district. Similarly, the selection criteria fixed by the MDM authorities at the national level were communicated to them along with the monitoring visit plan for the 5 districts. The State authorities were requested to instruct the respective district authorities about the same and also to provide necessary information and arrangements.

All the concerned authorities from the 5 districts were instructed by the State Office about the school visits of the monitoring institute. Accordingly, the correspondence and discussion on telephone with DPOs had been initiated. A visit plan along with the selection criteria of the schools had been sent well in advance to the respective district.

A meeting was organized at the respective district headquarters with the help of the district authorities to select the schools. This meeting was attended by the District authorities; BEOs, BRC Coordinators, MDM functionaries working at the block and district level and investigators of MI. The objectives of monitoring visit and the selection criteria and tools were discussed with them. A set of criteria was given to each group. As the block wise situation was different, all groups came up with the list comprised of uneven numbers. A

comprehensive list was prepared by combining all the lists provided by the block representatives. The comprehensive list was discussed with the District Education Officer and finalized. The final list of 40 schools spread all over the blocks of the respective district was prepared that fulfilled all the criteria for selection. In consultation with the functionaries involved in the selection process of the schools, a school visit plan was prepared for the respective block and then monitoring visit to the urban schools was started.

Under the guidance and day-to-day supervision of the Nodal Officer, the process of data collection of 40 schools was completed according to the monitoring visit plan for the 5 districts.



Selection of schools: Meeting of the District functionaries



Selection of schools: Meeting of the District functionaries

### **13. Selection Criteria for Schools**

As suggested in the ToR the selection of 40 schools to be visited was made on the basis of the given criteria.

- a) Higher gender gap in enrolment
- b) Higher proportion of SC/ST students
- c) Low retention and higher dropout rate
- d) The school has a minimum of three CWSN
- e) The habitation where the school is located at has sizeable number of out of school children
- f) The habitations where the school is located at witnesses in-bound and out-bound seasonal migration
- g) The ward/unit of planning where the school is located at is known to have sizeable number of urban deprived children
- h) The school is located in a forest or far flung area
- i) The habitation where the school is located at witnesses recurrent floods or some other natural calamity
- j) School covered under CAL Programme
- k) School sanctioned with civil works
- l) School from NPEGEL blocks and m) KGBVs

## Chapter 2.

### District Summary of the School Reports of MDM

#### 1. REGULARITY IN SERVING MEAL:

<b>District: 1 Hingoli</b>	All sample schools were serving a hot cooked meal every day. Interruption in serving hot cooked meal was found in 20 schools (51.28%) last year (2011-12). It was observed that out some schools there was total interruption more than 30 days. Interruption in serving hot cooked meal was found in 8 schools (20.51%) current year (2012-13) .
<b>District: 2 Nanded</b>	All sample schools were serving a hot cooked meal every day. There was an interruption due to irregular supply of food grains in 9 schools (24.32%) in current year.
<b>District: 3 Gadchiroli</b>	All sample schools were serving a hot cooked meal every day. There was an interruption in 4 schools (10.81%) due to irregular supply of food grains.
<b>District: 4 Amaravati</b>	All sample schools were serving a hot cooked meal every day. There was an interruption in only 1 school (2.5%), due to irregular supply of food grains.
<b>District: 5 Yavatmal</b>	All sample schools were serving a hot cooked meal every day. There was an interruption in 8 sample schools (20%) and the reason was irregular supply of food grains, split pulses and condiments.

#### 2. TRENDS:

<b>District: 1 Hingoli</b>	All children 8898(boys-4596 & girls-4302) enrolled in the school opted for mid-day meal. No variation was found between the number of children availing mid-day meal as per MDM register and actual number of children availing mid-day meal on the day of visit. 85.65 percent of children (Boys 83.46% & Girls 87.98%) had taken mid-day meal on the day of visit and 87.46 percent of children (Boys 86.57% & Girls 86.15%) had taken mid-day meal on the previous day of visit.
<b>District: 2 Nanded</b>	All children 7050 (Boys 3538 & Girls 3512) enrolled in the sample schools opted for the mid-day meal. No variation was found between the number of children availing and day meal as per MDM Register and actual number of children consumed Mid-day Meal on the day of visit. 81.82 percent of children had taken mid-day meal on the day of visit and 81.90 percent of children had taken mid-day meal on the previous day.



<b>District: 3 Gadchiroli</b>	Total children 6215 (Boys 2998 & Girls 3217) enrolled in the school opted for mid-day meal. Total 5638 children (Boys 2715 & Girls 2923) were present on the day of visit. No variation was found between the number of children availing mid-day meal as per MDM register and actual number of children availed mid-day meal on the day of visit. 90.92 percent of children had taken mid-day meal on the day of visit and 85.47 percent of children had taken mid-day meal on the previous day.
<b>District: 4 Amaravati</b>	All children enrolled in the sample schools, opted for mid-day meal. No variation was found between the number of children availing mid-day-meal as per MDM register and actual number of children availed mid-day meal on the day of visit. Total enrollment 7693 (boys-4340 & girls 3353) out of it 81.99 percent of children had taken mid-day meal on the day of visit and 88.99 percent of children had taken mid-day meal on the previous day.
<b>District: 5 Yavatmal</b>	All children enrolled in the sample schools opted for Mid day meal. No variation was found between the number of children availing MDM as per MDM register and actual number of children consumed mid day meal on the day of visit. 83.14 percent of children had taken mid-day meal on the day of visit and 87.52 percent of children had taken mid-day meal on the previous day visit.

### **3. REGULARITY IN DELIVERING FOOD GRAINS TO SCHOOL LEVEL:**

<b>District: 1 Hingoli</b>	21 schools (53.85%) had received food grains regularly and delay in delivering food grains was noticed in 18 schools. The quantity of food grains that was supplied was found to be as per the weight marked on bags in all schools (100%). All schools reported that the food grains were delivered at the door step of the school. Except Z.P. School Dewwadi school is in hilly area there no way hence teacher arranged to carry food grains from road.
<b>District: 2 Nanded</b>	22 schools (59.46%) had received food grains regularly and there was a delay in delivering food grains 15 schools (40.54%). In 36 schools reported that the food grains were delivered at the door step of the school. The quality of food grain was found to be good in all schools.
<b>District: 3 Gadchiroli</b>	37 schools out of it 30 schools (81.08%) had received food grains regularly and a delay in delivering food grains was noticed in 7 schools. All sample schools reported that the food grains were delivered at the door step of the school.

<b>District: 4 Amaravati</b>	31 schools (77.5%) had received food grains regularly and there was a delay in delivering food grains in 9 schools. All sample schools reported that the food grains were delivered at the door step of the school.
<b>District: 5 Yavatmal</b>	25 schools (62.15%) had received food grains regularly and there was a delay in delivering food grains in 9 schools. All sample schools reported that the food grains were delivered at the door step of the school.

#### **4. REGULARITY IN DELIVERING COOKING COST At SCHOOL LEVEL**

<b>District: 1 Hingoli</b>	None of the schools had received cooking cost regularly. It was received after a gap of 4 to 5 months. Most of the 33 schools cooking cost was paid through bank and in 6 schools it was paid in cash.
<b>District: 2 Nanded</b>	None of the schools had received cooking cost regularly. It was received after a gap of 4 to 5 months. The school head master had paid the advance from his own pocket whenever the cook asked for it and purchased the vegetable on credit or spend from his own pocket. The cooking cost was paid through bank in all schools.
<b>District: 3 Gadchiroli</b>	None of the schools had received cooking cost regularly. It was received after a gap of 4 to 5 months. The school head master had paid the advance from his own pocket whenever the cook asked for it and ensured the continuity in mid-day-meal programme.
<b>District: 4 Amaravti</b>	None of the schools had received cooking cost regularly. It was received after a gap of 4 to 5 months. The school head master had paid the advance from his own pocket whenever the cook asked for it. Sometime cook herself managed to buy things such as fuel and vegetables etc on her credit. The cooking cost was paid through bank in all schools.
<b>District: 5 Yavatmal</b>	None of the schools had received cooking cost regularly. It was received after a gap of 4 to 5 months. The cooking cost was paid through bank in all schools.

#### **5. SOCIAL EQUITY:**

<b>District: 1 Hingoli</b>	In none of the schools, any discrimination with respect to gender, caste or community was observed in cooking, serving or seating arrangement.  It was noticed that in most of the schools (69.23%) the students used to sit in school verandah or open place in school premises and then cook/ helper served the food. In 12 schools (30.77%) the students used to stand in queue.
--------------------------------	---

<b>District: 2 Nanded</b>	In none of the schools, discrimination with respect to gender, caste or community was observed in cooking or serving or seating arrangement. In most of the schools (67.57%) the students used to sit in school verandah or open place in school premises and then cook/ helper served the food.
<b>District: 3 Gadchiroli</b>	No discrimination with respect to gender, caste or community was observed in cooking or serving and seating arrangement. In most of the schools (76.68%) the children used to sit in school verandah or in classroom to consume the food. It was observed that in few schools (24.32%) the students were used to stand in queue to take the meal
<b>District: 4 Amaravati</b>	In none of the schools, discrimination with respect to gender, caste or community was observed in cooking or serving or seating arrangement. In most of the 32 schools (80%) the students used to sit in school verandah or in classroom or in open place in school premises and then the cook served the food. In 8 schools (20%) student use to stand in queue to take the meal.
<b>District: 5 Yatmal</b>	No discrimination with respect to gender, caste or community was observed in any school in cooking or serving or seating arrangement. It was noticed that in 18 schools (45%) the students used to stand in queue to take the meal. In 22 schools (55%) it was observed that the students used to sit in school verandah or in classroom or in open place/ground in school premises and then the cook and helper served the food

#### 6. VARIETY OF MENU:

<b>District: 1 Hingoli</b>	It was found that only 8 schools (20.51%) had displayed menu at a place noticeable to community. The committee constituted under the chairmanship of the District Chief Executive Officer had selected a common menu for all schools in the district.
<b>District: 2 Nanded</b>	7 sample schools (18.92%) had displayed a weekly menu at a place noticeable to community. In 22 schools (59.5%) it was inside the school office and in 6 schools (16.22%) it was inside the kitchen.
<b>District: 3 Gadchiroli</b>	It was found that in 18 schools (48.65%) had displayed a menu at the place noticeable to community. In 11 schools (29.73%) it was inside the school office and in 5 schools inside kitchen shed. The committee constituted under the chairmanship of the District Chief Executive Officer had selected the menu and it was followed by all schools in the district.

<b>District: 4 Amaravati</b>	Very few 6 schools (12.5%) had displayed a weekly menu at a place noticeable to community. In most of the schools (75%) it was inside the head masters office. In 4 schools it was inside the kitchen shed. The committee constituted under the chairmanship of the District Chief Executive Officer had selected menu and it was followed by all schools in the district.
<b>District: 5 Yavatmal</b>	It was found that only 7 schools (17.5%) had displayed menu at a place noticeable to community and in 30 schools (75%) it was inside the school office. The committee constituted under the chairmanship of the District Chief Executive Officer had selected the menu and it was followed by the all schools in the district.

### 7. VARIETY OF FOOD:

<b>District: 1 Hingoli</b>	In all schools a variety in food preparation as given the prescribed menu was noticed. The daily menu was mainly rice preparation along with dal and curry or sambhar on every alternate day, as given in the prescribed menu.
<b>District: 2 Nanded</b>	In 27 schools a variety in food preparation as given in the prescribed menu such as rice with curry or khichadi were found. The seasonal vegetables were found to be used in mid-day meal in all schools.
<b>District: 3 Gadchiroli</b>	In all 37 schools, a variety in food preparation as given in the prescribed menu was found. The seasonal vegetables were found to be used in mid-day meal. Daily menu was mainly rice preparation along with dal and mung or gram curry on every alternate day as given in the prescribed menu.
<b>District: 4 Amaravati</b>	In 36 schools (90%) a variety in food preparation as given in the prescribed menu such as rice with curry or khichadi were found. The seasonal green vegetables were found to be used in mid-day meal.
<b>District: 5 Yavatmal</b>	In 38 schools (95%), a variety in food preparation as given in the prescribed menu was found. The seasonal green vegetables were found to be used in mid-day meal. In 7 schools (17.5%) had displays a weekly menu at noticeable to community.

### 8. QUALITY & QUANTITY OF MEAL:

<b>District: 1 Hingoli</b>	In 29 schools (74.36%) quality of food was found to be good and in 9 schools (23.08%) it was average and in 1 school it was poor. Discussion with children regarding quality and menu of the MDM showed that every day they were getting good, quality food
--------------------------------	---

<b>District: 2 Nanded</b>	In 35 schools (94.59%) quality of food was found to be good. In 2 schools (5.41%) it was average. Positive feedback on quality and quantity of food was given by children from 36 schools (97.5%).
<b>District: 3 Gadchiroli</b>	In 32 schools (86.49%) quality of food was found to be good. In 4 schools (10.81%) it was average and in 1 school it was poor. A positive feedback was given by the children regarding quality and quantity of food. They were found happy with it in all schools except Samuh Nivasi school Bhamragad
<b>District: 4 Amaravati</b>	In 24 schools (60%) quality of food was found to be good. In 15 schools (37.5%) it was average. In all schools enough food was provided. In all schools children gave positive feedback about the food. They were found to be happy with it.
<b>District: 5 Yavatmal</b>	In 23 schools (55.5%) quality of food was found to be good and in 15 schools (37.5%) it was average. In all schools enough food was provided Discussion with children regarding quality and menu of the MDM showed that every day they were getting good quality food.

#### 9. SUPPLEMENTARY:

<b>District: 1 Hingoli</b>	Out of 39 schools, 38 schools (97.44%) had maintained a Health Card for each child. The annual health check up was found to be conducted in all schools. The State has supplied micronutrient supplementation of IFA syrup to the I to V class children and IFA capsules to the VI to VIII class children.
<b>District: 2 Nanded</b>	33 schools (89.19%) had maintained a Health Card for each child. The annual health check up was found to be conducted in all schools. The State has supplied micronutrient supplementation of IFA syrup to I to V class children and IFA capsules to VI-VIII class children.
<b>District: 3 Gadchiroli</b>	Except one school, all schools had maintained a Health Card for each child. The annual health check up was found to be conducted in all schools. The State has supplied micronutrient supplementation of IFA syrup to I to V class children and IFA capsules to the VI to VIII class children.
<b>District: 4 Amaravati</b>	39 schools (97.5%) out of 40 schools had maintained a Health Card for each child. The annual health check up was found to be conducted in all schools. The State has supplied micronutrient supplementation of IFA syrup to I to V class children and IFA capsules to VI to VIII class children.

<b>District: 5 Yavatmal</b>	In all 40 schools (100%) had maintained a Health Card for each child. The annual health check up was found to be conducted in all schools. The State has supplied micronutrient supplementation of IFA syrup to I to V class children and IFA capsules to VI to VIII class children.
---------------------------------	---

#### 10. STATUS OF COOKS:

<b>District: 1 Hingoli</b>	According to the new norms cooks and helper were appointed in 26 schools (66.67%). In 21 schools a single cook was appointed. It was found that in 13 schools (33.33%) appointment of cooks and helper was not done as per the norms The cooks and helpers appointed in schools reported that they are getting per month Rs. 1000/- as remuneration for which most of them had opened their saving account. Total of 65 women and 20 males were appointed as cook and helper in the sample schools.
<b>District: 2 Nanded</b>	In all schools, cook cum helper were appointed. The cooks and helpers appointed in 31 schools (73.78%). It was reported that they are getting per month Rs. 1000/- as remuneration for which they had opened their saving account. None of the schools had paid remuneration to cooks and helpers regularly. Total 59 women and 27 males were appointed as cook and helper in the sample schools. In 10 schools cooks & helper appointment not made as per norms.
<b>District: 3 Gadchiroli</b>	It was reported by all schools (100%) that they have received the new norms. According to the new norms given by the state, cooks helpers were appointed in 16 schools (43.24%). It was found that in 21 schools (56.76%) appointment of cooks and helpers were not made as per the norms
<b>District: 4 Amaravati</b>	In 39 schools cook cum helper were appointed by the SMC. In 1 school it was served by SHG members. The cooks and helpers appointed in schools told that they are getting per month Rs. 1000/- as remuneration and in only 5 percent of them had opened their saving account. Total 75 women and 14 male were appointed as cook and helper in all sample schools. In 31 schools cook and helper were appointed according to the state norm.
<b>District: 5 Yavatmal</b>	In all sample schools cook and helper were appointed. In 37 schools a cook and helper both were appointed by the SMC. In 3 schools it was served by SHG members. 14 schools had not followed the norms given by the state. The cook / helper appointed in the school reported that they were getting

	per month Rs.1000/- as remuneration and they had opened their saving account. But none of them had received payment from March 2012 till the day of visit. Total of 73 women and 8 males were appointed as a cook and helper in the sample schools. Most of them (40.74%) were from OBC community.
--	--

### 11. INFRASTRUCTURE:

<b>District: 1 Hingoli</b>	35 schools (89.74%) had a pucca kitchen shed where as 4 schools 10.26% of the did not have the pucca kitchen shed cum-store.
<b>District: 2 Nanded</b>	Out of the sample schools 23 schools(62.16%) had a pucca kitchen shed.
<b>District: 3 Gadchiroli</b>	In all sample schools had the facility of a pucca kitchen shed in the schools.
<b>District: 4 Amaravati</b>	Only 8 sample schools (20%) had pucca kitchen shed where as 80 percent of the schools did not have the pucca kitchen shed cum-store. Out of the available kitchen shed, 7 (87.5%) of them were constructed under SSA, 1 (12.5%) of them was constructed under VEC and Zilla Parishad.
<b>District: 5 Yavatmal</b>	Only 9 sample schools (22.5%) had pucca kitchen shed where as 77.5 percent of the schools did not have the pucca kitchen shed cum-store. Out of the available kitchen shed, 7 (87.5%) of them were constructed under SSA, 1 (12.5%) of them was constructed under Manav Vikas Mission.

### 12. PUCCA KITCHEN:

<b>District: 1 Hingoli</b>	It was observed that where the kitchen shed was not available the food was cooked unutilized spare classroom in 1 school (2.5%), open yard in 2 schools (5.13%), and cooks home in 1 school (2.5%).
<b>District: 2 Nanded</b>	23 schools (62.16%) had the kitchen shed. However, the food was cooked in the school verandah in 2 schools (5.4%), unutilized spare classroom in 6 schools (16.22%), on open yard in 3 schools (8.11%), in temporary shed in 1 school (2.7%) and in cook home in 1 school.
<b>District: 3 Gadchiroli</b>	In 30 schools food was cooked in kitchen shed but in 7 school kitchen shed was not used for cooking. The food was cooked in the unutilized spare classroom in 6 schools (16.22%) and in 1 school in the temporary shed

<b>District: 4 Amaravati</b>	Only in 8 schools 20 percent of the sample schools had a kitchen shed. However, the food was cooked in the school verandah in 4 schools (10%), unutilized spare classroom in 14 schools (35%), on open yard in 2 schools (5%), cooks home in 04 school (10%) and in temporary shed in 7 school (17.5%) 1 in Anganwadi shed and I in teachers quarter.
<b>District: 5 Yavatmal</b>	Only 22.5 percent of schools had a pucca kitchen shed. However, the food was cooked in the school verandah in 6 schools (15%), unutilized spare classroom in 8 schools (20%), temporary shed in 3 schools (7.5%), open yard in 10 schools (25%). In 1 school (2.5%) in the staff quarter and cooks home in 3 school (7.5%)

### 13. POTABLE WATER:

<b>District: 1 Hingoli</b>	About 97.43 percent of the schools had potable water for cooking and drinking and only 1 school (Z.P.P.S Devadi) did not have water facility children water from home
<b>District: 2 Nanded</b>	Almost all schools (93%) had potable water for cooking and drinking. Only 4 schools did not have their own water source because in the schools hand pump was under repair these schools had arranged to bring water from village. In the school Z.P. School Chikna had hand pump but water contained florid it is harmful to health, hence children bring water from home.
<b>District: 3 Gadchiroli</b>	Potable water for cooking and drinking was available in 97.30percent of the schools and only 1 school had also their own source of water but it was muddy water so school had arranged to carry from other place.
<b>District: 4 Amaravati</b>	95 percent of the schools had potable water for cooking and drinking. 2.5 percent of the schools had Hand pump in school premises and 92.5 percent of schools had tap water supply which was stored in sintex tank or cement water tank.
<b>District: 5 Yavatmal</b>	Most of the schools (85.00%) percent of the schools had their won source of potable water for cooking and drinking and only 1 school (Z.P. School Jadmoha) did not have potable water for cooking and drinking.

### 14. UTENSILS:

<b>District: 1 Hingoli</b>	Most of the 30 schools (76.92%) reported that they had adequate utensils, where as 9 schools reported inadequate utensils
--------------------------------	---



<b>District: 2 Nanded</b>	Most of schools (97.5%) reported that they had an adequate utensils. only the Z.P. School Kandhar reported an inadequate utensils.
<b>District: 3 Gadchiroli</b>	All sample schools reported that they had adequate utensils for cooking.
<b>District: 4 Amaravati</b>	Most of the schools 37 (92.5%) reported that they had adequate utensils
<b>District: 5 Yavatmal</b>	32 schools (80.00%) had reported that they had an adequate utensils where as 8 schools (20.00%) had inadequate utensils.

#### 15. FUEL:

<b>District: 1 Hingoli</b>	Fire wood was used as fuel to prepare the mid- day meal in 36 schools (92.31%) and LPG was used in only 3 schools (7.69%).
<b>District: 2 Nanded</b>	Fire wood was used as fuel to prepare the mid-day meal in all 37 schools
<b>District: 3 Gadchiroli</b>	Fire wood was used as fuel to prepare the mid- day meal in 35 schools (94.59%) and LPG was used in only 2 schools
<b>District: 4 Amaravati</b>	Fire wood was used as fuel to prepare the mid-day meal in 39 schools (97.5%) and LPG was used in only 1 school (N.P. school Sheghat).
<b>District: 5 Yavatmal</b>	In 38 schools (95.00%) fire wood was used as fuel to prepare the mid- day meal and LPG was used in only 2 schools (5.00%).

#### 16. SAFETY & HYGIENE:

<b>District: 1 Hingoli</b>	Out of 39 schools, in 14 schools (35.9%) safety arrangements were good, in 23 schools (58.97%) it was fair and in 2 schools (5.12%) it was poor, which needs attention. Out of 39 schools in 14 schools (35.9%) hygiene was maintained well, in 23 schools (58.97%) it was fair and in 2 schools (5.12%) it was poor. It was observed that there were fire extinguisher in 35 schools.
<b>District: 2 Nanded</b>	In 12 sample schools (32.43%) safety arrangements were good, in 22 schools (59.46%) it was fair and in 3 schools (8.11%) it was poor. Out of 37 schools in 12 schools (32.43%) hygiene was maintained well, in 12 schools (32.43%) it was fair and in 3 schools (8.11%) it was poor. In 33 schools (89.19%) students were encouraged to wash their hands before and after eating food.

<b>District: 3 Gadchiroli</b>	Out of 37 schools, in 14 schools (37.84%) safety arrangements were good, in 22 schools (59.46%) it was fair and in 1 school (2.70%) it was poor. Out of 37 schools in 14 schools (37.84%) hygiene was maintained well, in 22 schools (59.46%) it was fair and in 1 schools (2.70%) it was poor. It was observed that in all schools, students were encouraged to wash their hands before and after eating food
<b>District: 4 Amaravati</b>	In 11 schools (27.5%) safety arrangements were good and in 20 schools (50%) it was fair and in 9 schools (22.5%) it was poor. In 38 schools (95%) students were encouraged to wash their hands before and after eating food. In all sample schools the cooking process and storage of fuel was safe, not posing any fire hazard.
<b>District: 5 Yavatmal</b>	In 2 schools (5%) safety arrangements were good, in 27 schools (67.5%) it was fair and in 11 schools (27.5%) it was poor. In 36 schools (90.0%), students were encouraged to wash their hands before and after eating food.

#### **17. COMMUNITY PARTICIPATION AND AWARENESS\*:**

<b>District: 1 Hingoli</b>	In 39 schools, the parents and 37 SMCs were supervising and monitoring the mid-day meal scheme but the frequency of such supervision was found to be inadequate. No roster was maintained in any of these schools by the community members for supervision of MDM and also teachers were not shown interest about maintaining it.
<b>District: 2 Nanded</b>	In 37 schools, the parents and SMCs were supervising and monitoring the mid-day meal scheme but the frequency of such supervision was inadequate. No roster was found to be maintained only in 8 schools.
<b>District: 3 Gadchiroli</b>	In 37 schools the parents/ SMCs were supervising and monitoring the mid-day meal scheme but the frequency of such supervision was inadequate. The roster was maintained in 21schools (56.76%).
<b>District: 4 Amaravati</b>	In all schools the parents and SMCs were supervising and monitoring the mid-day meal scheme, but the frequency of such supervision was found to be inadequate.
<b>District: 5 Yavatmal</b>	Out of 40 schools, in 97.5% schools the parents and SMCs were supervising and monitoring the mid-day meal scheme but the frequency of such supervision was inadequate.

## 18. INSPECTION & SUPERVISION

<b>District: 1 Hingoli</b>	In all schools (100%) the mid-day meal programme was regularly inspected either by teachers or by headmasters. In 39 schools (100%) it was inspected by the CRC coordinators and in 28 schools (71.8%) it was inspected by the Block level officials and in 3 schools were visited by DPO Officials.
<b>District: 2 Nanded</b>	Out of 37 schools, in all the mid-day meal programme was inspected regularly either by teachers or by headmasters. It was inspected by the CRCC 36schools (97.3%) and block level officials in 22 schools (59.46%), and in 1 school it was also inspected by the district level officials.
<b>District: 3 Gadchiroli</b>	In all schools, the mid-day meal programme was regularly inspected either by teachers or by headmasters. In 20 schools (54.05%) it was inspected by the Block level officials and in 5 schools (13.51%) it was inspected by the district level officials. In 36 schools (97.3%) it was visited by CRC.
<b>District: 4 Amaravati</b>	The mid-day meal programme was inspected regularly either by teachers or by headmasters in all schools. In 36 schools (90%) it was inspected by the CRC level officials and in 24 schools (60%) it was inspected by the BRC level officials.
<b>District: 5 Yavatmal</b>	In all schools (100%) the mid-day meal programme was regularly inspected either by teachers or by headmasters. In 31 schools (77.50%) it was inspected by the CRC coordinators and in 25 schools (62.5%) it was inspected by the Block level officials.

## 19. IMPACT

<b>District: 1 Hingoli</b>	In all 39 schools the mid-day meal programme had helped to improve the attendance.
<b>District: 2 Nanded</b>	In all 37 schools the mid-day meal programme had helped to improve the attendance.
<b>District: 3 Gadchiroli</b>	In all 37 schools (100%) the mid-day meal programme had helped to improve the attendance.
<b>District: 4 Amaravati</b>	It was reported that in all 40 schools the mid-day meal programme had helped to improve the attendance.
<b>District: 5 Yavatmal</b>	All 40 schools (100%) reported that the mid-day meal programme had helped to improve the attendance.

## Chapter 3

### Half Yearly Monitoring Report of Mid Day-Meal

#### For District: 1 Hingoli

(ii)	Period of the Report	01-04-2012 to 31-10-2012
(iv)	Date of visit to the District/Schools	10-07-2012 to 18-07-2012.

<b>1.</b>	<b>REGULARITY IN SERVING MEAL:</b>																																						
	<b>Whether the school is serving hot cooked meal daily? If there was interruption, what was the extent and reasons for the same?</b>																																						
	<p>39 schools and 1 KGBV was selected on the basis of the criteria given by the Govt. of India were visited during 10-18 July 2012. The schools in the Hingoli district after summer vacation reopened on 16<sup>th</sup> June 2012. We had checked the records from beginning of the last year (2011-12) and current academic year (2012-13). Interruption in serving hot cooked meal was found in 20 schools (51.28%) last year (2011-12). It was observed that some of these schools there was total interruption more than 30 days. Interruption in serving hot cooked meal was found in 8 schools (20.51%) current year (2012-13)</p> <p>School wise details are given below for the year 2012-13.</p> <table border="1" data-bbox="365 1249 1347 1753"> <thead> <tr> <th>Sr. No</th> <th>Name of the school/ village</th> <th>Interruption</th> <th>Details</th> </tr> </thead> <tbody> <tr> <td>1</td> <td>Z.P School Devgana</td> <td>11 days</td> <td>16-27 June 2012</td> </tr> <tr> <td>2</td> <td>Z.P School Budhwara</td> <td>4 days</td> <td>15-18 June 2012</td> </tr> <tr> <td>3</td> <td>Z.P.P.S Dhaulgaon</td> <td>12 days</td> <td>15-27 June 2012</td> </tr> <tr> <td>4</td> <td>Z.P.P.S wasmat</td> <td>15 days</td> <td>15-30 June 2012</td> </tr> <tr> <td>5</td> <td>Z.P .P.S Balegaon</td> <td>17 days</td> <td>15 June-02 July 2012</td> </tr> <tr> <td>6</td> <td>Z.P .P.S Khambala</td> <td>16 days</td> <td>15 June-1 July 2012</td> </tr> <tr> <td>7</td> <td>Z.P School Jawahar Wasmat</td> <td>5 days</td> <td>15-19 July 2012</td> </tr> <tr> <td>8</td> <td>Z.P.P.S Wai</td> <td>16 days</td> <td>18 June-3 July 2012</td> </tr> </tbody> </table>			Sr. No	Name of the school/ village	Interruption	Details	1	Z.P School Devgana	11 days	16-27 June 2012	2	Z.P School Budhwara	4 days	15-18 June 2012	3	Z.P.P.S Dhaulgaon	12 days	15-27 June 2012	4	Z.P.P.S wasmat	15 days	15-30 June 2012	5	Z.P .P.S Balegaon	17 days	15 June-02 July 2012	6	Z.P .P.S Khambala	16 days	15 June-1 July 2012	7	Z.P School Jawahar Wasmat	5 days	15-19 July 2012	8	Z.P.P.S Wai	16 days	18 June-3 July 2012
Sr. No	Name of the school/ village	Interruption	Details																																				
1	Z.P School Devgana	11 days	16-27 June 2012																																				
2	Z.P School Budhwara	4 days	15-18 June 2012																																				
3	Z.P.P.S Dhaulgaon	12 days	15-27 June 2012																																				
4	Z.P.P.S wasmat	15 days	15-30 June 2012																																				
5	Z.P .P.S Balegaon	17 days	15 June-02 July 2012																																				
6	Z.P .P.S Khambala	16 days	15 June-1 July 2012																																				
7	Z.P School Jawahar Wasmat	5 days	15-19 July 2012																																				
8	Z.P.P.S Wai	16 days	18 June-3 July 2012																																				

<b>2.</b>	<b>TRENDS:</b>																																							
	<b>Extent of variation (As per school records vis-à-vis actual position/status on the day of visit)</b>																																							
	<table border="1"> <thead> <tr> <th>Sr No</th> <th>Details</th> <th>Boys</th> <th>Girls</th> <th>Total</th> </tr> </thead> <tbody> <tr> <td>1.</td> <td>Enrollment</td> <td>4596</td> <td>4302</td> <td>8898</td> </tr> <tr> <td>2.</td> <td>No of children opted for Mid-day-Meal</td> <td>4596</td> <td>4302</td> <td>8898</td> </tr> <tr> <td>3.</td> <td>No. of children attending the school on the day of visit</td> <td>3836</td> <td>3785</td> <td>7621</td> </tr> <tr> <td>4.</td> <td>No. of children availing MDM as per MDM Register</td> <td>3836</td> <td>3785</td> <td>7621</td> </tr> <tr> <td>5.</td> <td>No. of children actually availing MDM on the day of visit</td> <td>3836</td> <td>3785</td> <td>7621</td> </tr> <tr> <td>6.</td> <td>No. of children availing MDM on the previous day</td> <td>3979</td> <td>3706</td> <td>7782</td> </tr> </tbody> </table> <p>All children enrolled in the school opted for mid-day meal. No variation was found between the number of children availing mid-day meal as per MDM register and actual number of children availing mid-day meal on the day of visit. 85.65 percent of children (Boys 83.46% &amp; Girls 87.98%) had taken mid-day meal on the day of visit and 87.46 percent of children (Boys 86.57% &amp; Girls 86.15%) had taken mid-day meal on the previous day of visit.</p>					Sr No	Details	Boys	Girls	Total	1.	Enrollment	4596	4302	8898	2.	No of children opted for Mid-day-Meal	4596	4302	8898	3.	No. of children attending the school on the day of visit	3836	3785	7621	4.	No. of children availing MDM as per MDM Register	3836	3785	7621	5.	No. of children actually availing MDM on the day of visit	3836	3785	7621	6.	No. of children availing MDM on the previous day	3979	3706	7782
Sr No	Details	Boys	Girls	Total																																				
1.	Enrollment	4596	4302	8898																																				
2.	No of children opted for Mid-day-Meal	4596	4302	8898																																				
3.	No. of children attending the school on the day of visit	3836	3785	7621																																				
4.	No. of children availing MDM as per MDM Register	3836	3785	7621																																				
5.	No. of children actually availing MDM on the day of visit	3836	3785	7621																																				
6.	No. of children availing MDM on the previous day	3979	3706	7782																																				
<b>3.</b>	<b>REGULARITY IN DELIVERING FOOD GRAINS TO SCHOOL LEVEL:</b>																																							
	<b>(i) Is school/implementing agency receiving food grains regularly? If there is delay in delivering food grains, what is the extent of delay and reasons for the same?</b>																																							
	<p>21 schools (53.85%) had received food grains regularly and delay in delivering food grains was noticed in 18 schools (46.15%).</p> <p>Table.3.1 Delay in receiving food grains</p> <table border="1"> <thead> <tr> <th>Response</th> <th>No. of schools</th> <th>%</th> </tr> </thead> <tbody> <tr> <td>Yes</td> <td>18</td> <td>46.15</td> </tr> <tr> <td>No</td> <td>21</td> <td>53.85</td> </tr> </tbody> </table> <p>It can be seen from the table given in the item no. 1, that the only reason causing of interruption in providing mid-day meal was irregularity in supply of food grains.</p>					Response	No. of schools	%	Yes	18	46.15	No	21	53.85																										
Response	No. of schools	%																																						
Yes	18	46.15																																						
No	21	53.85																																						

	<b>(ii) Is buffer stock of one-month's requirement maintained?</b>									
	<p>From the previous year the State has started supplying food grains including pulses and condiments through a centralized agency- viz. Maharashtra State Co-operative Marketing Federation Ltd. It was observed that the stock of two months was supplied at the same time by the federation, therefore there was one month's additional stock in 39 schools (100%) at the time of visit. It was observed that the food grains were not always supplied at the beginning of the month. Sometime there is a time lag which causes interruption.</p> <p>Table.3.2 Buffer stock maintenance</p> <table border="1"> <thead> <tr> <th>Response</th> <th>No. of schools</th> <th>%</th> </tr> </thead> <tbody> <tr> <td>Yes</td> <td>39</td> <td>100</td> </tr> <tr> <td>No</td> <td>00</td> <td>00</td> </tr> </tbody> </table>	Response	No. of schools	%	Yes	39	100	No	00	00
Response	No. of schools	%								
Yes	39	100								
No	00	00								
	<b>(iii) Is the quantity of food grain supplied as per the marked / indicated weight?</b>									
	It was reported that the quantity of food grains that was supplied as per the weight marked in all 39 schools.									
	<b>(iv) Is the food grain delivered at the school?</b>									
	All schools reported that the food grains were delivered at the door step of the school. Except Z.P. School Devwadi school is in hilly area, there was no way hence teacher arranged to carry food grains from road.									
	<b>(v) Is the quality of food grain good?</b>									
	The quality of food grain was found good in all sample schools.									
<b>4.</b>	<b>REGULARITY IN DELIVERING COOKING COST TO SCHOOL LEVEL:</b>									
	<b>(i) Is school/implementing agency receiving cooking cost in advance regularly? If there is delay in delivering cooking cost, what is the extent of delay and reasons for it?</b>									
	<p>None of the schools received cooking cost regularly. It was noticed that in most of the schools had received cooking cost for the month of January to March in the Month of April or in the month of May 2012. All schools reported that though the bills were submitted in time, the payment was delayed due to administrative procedure. The concerned authorities should take notice of this and do the needful for regular provision of cooking cost.</p> <p>Table.4.1. Delay in receiving cooking cost</p> <table border="1"> <thead> <tr> <th>Response</th> <th>No. of schools</th> <th>%</th> </tr> </thead> <tbody> <tr> <td>Yes</td> <td>39</td> <td>100</td> </tr> <tr> <td>No</td> <td>00</td> <td>00</td> </tr> </tbody> </table>	Response	No. of schools	%	Yes	39	100	No	00	00
Response	No. of schools	%								
Yes	39	100								
No	00	00								

	<b>(ii) In case of delay, how school/implementing agency manages to ensure that there is no disruption in the feeding programme?</b>																								
	If the cook did not get payment in time the school head master had paid the advance from his own pocket, whenever the cook asked for it or the cooks or SHG themselves managed to buy things on their credit and ensured the continuity in mid-day-meal programme.																								
	<b>(iii) Is cooking cost paid by cash or through banking channel?</b>																								
	Most of the 33 schools cooking cost was paid through bank and in 6 schools it was paid in cash. Table.4.2. Payment of cooking cost																								
	<table border="1"> <thead> <tr> <th>Mode of payment</th> <th>No. of schools</th> <th>%</th> </tr> </thead> <tbody> <tr> <td>Cash</td> <td>06</td> <td>15.38</td> </tr> <tr> <td>Bank</td> <td>33</td> <td>84.62</td> </tr> </tbody> </table>	Mode of payment	No. of schools	%	Cash	06	15.38	Bank	33	84.62															
Mode of payment	No. of schools	%																							
Cash	06	15.38																							
Bank	33	84.62																							
<b>5.</b>	<b>SOCIAL EQUITY:</b>																								
	<b>i) Did you observe any gender or caste or community discrimination in cooking or serving or seating arrangements?</b>																								
	In none of the schools any discrimination with respect to gender, caste or community was observed in any school in cooking, serving or seating arrangement. Table.5.1. Social Equity: Discrimination observed																								
	<table border="1"> <thead> <tr> <th></th> <th>No of schools</th> <th>Yes</th> <th>%</th> <th>No</th> <th>%</th> </tr> </thead> <tbody> <tr> <td>Cooking</td> <td>39 schools,1 KGBV</td> <td>00</td> <td>00</td> <td>40</td> <td>100</td> </tr> <tr> <td>Serving</td> <td>39 schools,1 KGBV</td> <td>00</td> <td>00</td> <td>40</td> <td>100</td> </tr> <tr> <td>Sitting</td> <td>39 schools,1 KGBV</td> <td>00</td> <td>00</td> <td>40</td> <td>100</td> </tr> </tbody> </table>		No of schools	Yes	%	No	%	Cooking	39 schools,1 KGBV	00	00	40	100	Serving	39 schools,1 KGBV	00	00	40	100	Sitting	39 schools,1 KGBV	00	00	40	100
	No of schools	Yes	%	No	%																				
Cooking	39 schools,1 KGBV	00	00	40	100																				
Serving	39 schools,1 KGBV	00	00	40	100																				
Sitting	39 schools,1 KGBV	00	00	40	100																				
	<b>ii) What is the system of serving and seating arrangements for eating?</b>																								
	It was noticed that in 12 schools (30.77%) the students used to stand in queue to take the meal. In 27 schools (69.23%) it was observed that the students used to sit in school verandah or in classroom or in open place/ground in school premises to consume the food. The cook and helper served the food.																								



MDM: Served by cook in Verandah



MDM: Students used to stand in queue to take meal

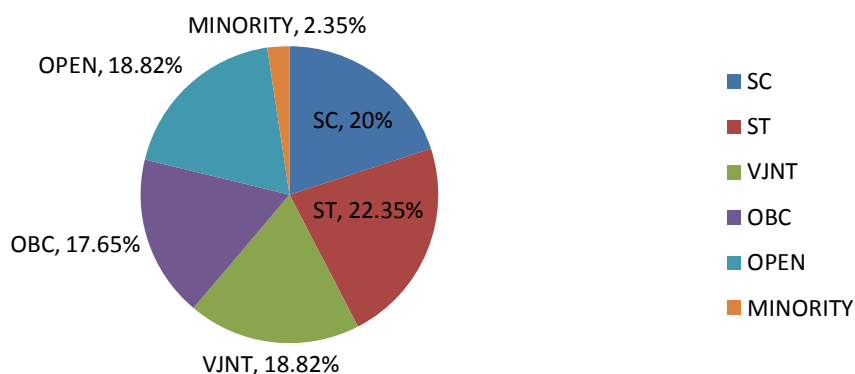


<b>6.</b>	<b>VARIETY OF MENU:</b>												
	<b>i) Has the school displayed its weekly menu at a place noticeable to community, and is it able to adhere to the menu displayed?</b>												
	<p>It was found that only 8 schools (20.51%) had displayed menu at a place noticeable to community, in 26 schools (66.66%) it was inside the school office, in 5 schools it was inside kitchen shed and 1 school it was kept in MDM register.</p> <p>Table.6.1. Display of menu at a noticeable place</p> <table border="1"> <thead> <tr> <th>Response</th> <th>No. of schools</th> <th>%</th> </tr> </thead> <tbody> <tr> <td>Yes</td> <td>8</td> <td>20.51</td> </tr> <tr> <td>No</td> <td>31</td> <td>78.49</td> </tr> </tbody> </table>	Response	No. of schools	%	Yes	8	20.51	No	31	78.49			
Response	No. of schools	%											
Yes	8	20.51											
No	31	78.49											
	<b>ii) Who decides the menu?</b>												
	The State has given 4 different menus to all districts, suggesting them to select one of it for their district. The authority to select the menu was given to the committee constituted under the chairmanship of the District Chief Executive Officer. The menu selected by the District committee is followed by all the schools in the respective district.												
<b>7.</b>	<b>VARIETY OF FOOD</b>												
	<b>(i) Is there variety in the food served or is the same type of food served daily?</b>												
	In all schools (100%), a variety in the food preparation as given in the prescribed menu was maintained. The seasonal green vegetables were found to be used in mid-day meal.												
	<b>(ii) Dose the daily menu include rice / wheat preparation, dal and vegetables?</b>												
	It was noticed that daily menu was mainly rice preparation along with dal or curry on every alternate day as given in the prescribed menu.												
<b>8.</b>	<b>QUALITY &amp; QUANTITY OF MEAL :</b>												
	<b>Feedback from children on</b>												
	<b>a) Quality of meal:</b>												
	<p>In 29 schools (74.36%) quality of food was found to be good and in 9 schools (23.08%) it was average and in 1 schools it was poor.</p> <p>Table.8.1. Quality of meal (% of schools)</p> <table border="1"> <thead> <tr> <th></th> <th>No. of schools</th> <th>%</th> </tr> </thead> <tbody> <tr> <td>Good</td> <td>29</td> <td>74.36</td> </tr> <tr> <td>Average</td> <td>9</td> <td>23.08</td> </tr> <tr> <td>Poor</td> <td>01</td> <td>2.56</td> </tr> </tbody> </table>		No. of schools	%	Good	29	74.36	Average	9	23.08	Poor	01	2.56
	No. of schools	%											
Good	29	74.36											
Average	9	23.08											
Poor	01	2.56											

	<b>b) Quantity of meal:</b>									
	In all 39 (100%) schools the quantity of food was found to be sufficient. Table.8.2. Quantity of meal (% of schools)									
	<table border="1"> <thead> <tr> <th></th> <th>No. of schools</th> <th>%</th> </tr> </thead> <tbody> <tr> <td>Sufficient</td> <td>39</td> <td>100</td> </tr> <tr> <td>less</td> <td>00</td> <td>00</td> </tr> </tbody> </table>		No. of schools	%	Sufficient	39	100	less	00	00
	No. of schools	%								
Sufficient	39	100								
less	00	00								
	<b>c) {If children were not happy, please give reasons and suggestions to improve.}</b>									
	Discussion with children regarding quality and menu of the MDM showed that every day they were getting good, quality food.									
<b>9.</b>	<b>SUPPLEMENTARY:</b>									
	<b>(i) Is there school Health Card maintained for each child?</b>									
	Out of 39 schools, 38 schools (97.44%) had maintained a Health Card for each child. Table.9.1. Availability of Health card									
	<table border="1"> <thead> <tr> <th>Response</th> <th>No. of schools</th> <th>%</th> </tr> </thead> <tbody> <tr> <td>Yes</td> <td>38</td> <td>97.44</td> </tr> <tr> <td>No</td> <td>01 (Z.P. School Devwadi)</td> <td>2.56</td> </tr> </tbody> </table>	Response	No. of schools	%	Yes	38	97.44	No	01 (Z.P. School Devwadi)	2.56
Response	No. of schools	%								
Yes	38	97.44								
No	01 (Z.P. School Devwadi)	2.56								
	<b>(ii) What is the frequency of health check-up?</b>									
	The annual health check up was found to be conducted in all schools.									
	<b>(iii) Whether children are given micronutrients (Iron, folic acid, vitamin- A dosage) and de-worming medicine periodically?</b>									
	As per the guidelines provided in April 2010 by the Govt. of India, the State has supplied micronutrient supplementation of IFA syrup to the I to V class children and IFA capsules to VI to VIII class children.									
	<b>(iv) Who administers these medicines and at what frequency?</b>									
	The Block Resource Center has supplied these medicines and school had given these medicines according to the instructions given by the district/ state.									
<b>10.</b>	<b>STATUS OF COOKS:</b>									
	<b>(i) Who cooks and serves the meal? (Cook cum helper appointed by the Department/VEC/PRI/Self Help Group/ NGO/Contractor)</b>									
	In all 39 schools cooks and helpers were appointed. In 33 schools cook and helper both were appointed by the SMC. In 6 schools MDM was cooked and served by the SHG or SHG member.									

	<b>(ii) Is the number of cooks and helpers engaged in the school as per GOI norms?</b>																																																								
	<p>According to the new norms cooks and helper were appointed in 26 schools (66.67%). In 21 schools a single cook was appointed. It was found that in 13 schools (33.33%) appointment of cooks and helper was not done as per the norms given by the state and these schools were as follows-</p> <table border="1"> <thead> <tr> <th>Sr. No</th> <th>Name of the school/village</th> <th>Children opted for MDM</th> <th>No. of cook cum helper appointed</th> </tr> </thead> <tbody> <tr><td>1</td><td>Z.P.C.P.S. Hingoli</td><td>329</td><td>2</td></tr> <tr><td>2</td><td>Z.P. School Akoli</td><td>375</td><td>2</td></tr> <tr><td>3</td><td>Z.P. School Budhwara</td><td>106</td><td>1</td></tr> <tr><td>4</td><td>Z.P. Shakha wasmat</td><td>304</td><td>2</td></tr> <tr><td>5</td><td>Z.P. Jawahar U.P.S Wasmat</td><td>640</td><td>3</td></tr> <tr><td>6</td><td>Z.P.U.P.S Urdhvapainganga Kalamnuri</td><td>399</td><td>2</td></tr> <tr><td>7</td><td>Z.P. School ZunZunwadi</td><td>34</td><td>1</td></tr> <tr><td>8</td><td>Z.P. School Vikasnagar Kalamnuri</td><td>205</td><td>1</td></tr> <tr><td>9</td><td>Z.P. School Gulabnagar Kalamnuri</td><td>719</td><td>1</td></tr> <tr><td>10</td><td>Z.P.P.S Kodhur</td><td>198</td><td>1</td></tr> <tr><td>11</td><td>Z.P. School Brahmani</td><td>46</td><td>1</td></tr> <tr><td>12</td><td>Z.P. School Hiwara Bk.</td><td>355</td><td>2</td></tr> <tr><td>13</td><td>Z.P. School Tandulwadi</td><td>140</td><td>1</td></tr> </tbody> </table>	Sr. No	Name of the school/village	Children opted for MDM	No. of cook cum helper appointed	1	Z.P.C.P.S. Hingoli	329	2	2	Z.P. School Akoli	375	2	3	Z.P. School Budhwara	106	1	4	Z.P. Shakha wasmat	304	2	5	Z.P. Jawahar U.P.S Wasmat	640	3	6	Z.P.U.P.S Urdhvapainganga Kalamnuri	399	2	7	Z.P. School ZunZunwadi	34	1	8	Z.P. School Vikasnagar Kalamnuri	205	1	9	Z.P. School Gulabnagar Kalamnuri	719	1	10	Z.P.P.S Kodhur	198	1	11	Z.P. School Brahmani	46	1	12	Z.P. School Hiwara Bk.	355	2	13	Z.P. School Tandulwadi	140	1
Sr. No	Name of the school/village	Children opted for MDM	No. of cook cum helper appointed																																																						
1	Z.P.C.P.S. Hingoli	329	2																																																						
2	Z.P. School Akoli	375	2																																																						
3	Z.P. School Budhwara	106	1																																																						
4	Z.P. Shakha wasmat	304	2																																																						
5	Z.P. Jawahar U.P.S Wasmat	640	3																																																						
6	Z.P.U.P.S Urdhvapainganga Kalamnuri	399	2																																																						
7	Z.P. School ZunZunwadi	34	1																																																						
8	Z.P. School Vikasnagar Kalamnuri	205	1																																																						
9	Z.P. School Gulabnagar Kalamnuri	719	1																																																						
10	Z.P.P.S Kodhur	198	1																																																						
11	Z.P. School Brahmani	46	1																																																						
12	Z.P. School Hiwara Bk.	355	2																																																						
13	Z.P. School Tandulwadi	140	1																																																						
	<b>(iii) What is remuneration paid to cooks cum helpers and mode of payment?</b>																																																								
	The cooks and helper appointed in the school reported that they were getting Rs.1000/- per month as remuneration. In some schools where cooks and helper were not appointed as per norms they got extra remuneration.																																																								
	<b>(iv) Is the remuneration paid to cooks cum helpers regularly?</b>																																																								
	None of the schools had paid remuneration to cooks regularly, because the grant was not released in time from the block/district office.																																																								
	<b>(v) Specify the social Composition of cooks cum helpers? (SC/ST /OBC/ Minority)</b>																																																								
	In all 39 sample schools total 65 women and 20 males were appointed as a cook and helper. Out of 85 cooks & helper 17 (20%) were from SC community, 19 (22.35%) were from ST, 16 (18.82%) were from VJNT, 15 (17.65%) were from OBC, 2 (2.35%) were from Minority community and 16 (18.82%) from open category.																																																								

### Social Composition of cooks cum helpers



#### 11. INFRASTRUCTURE:

##### Is a pucca kitchen shed-cum-store:

##### i) Constructed and in use

35 schools (89.74%) had a pucca kitchen shed where as 10.26% of the schools did not have the pucca kitchen shed cum-store.

Table.11.1. Availability of pucca kitchen shed

Response	No. of schools	%
Yes	35	89.74
No	04	10.26

##### ii) Scheme under which Kitchen sheds constructed -MDM/SSA/Others

Where the kitchen shed was available, 19 (54.29%) of them were constructed under SSA, 7 (20%) of them were constructed under Manav Vikas Mission and 9 kitchen sheds were constructed by VEC & Z.P.

##### iii) Constructed but not in use (Reasons for not using)

No such case was found.

##### iv) Under construction

No such case was found.

##### v) Sanctioned, but construction not started


No such case was found.


##### vi) Not sanctioned

About 10 percent of sample schools had not yet received sanction for constructing pucca kitchen shed cum- store.

##### vii) Any other (specify)

No such case was found

<b>12.</b>	<b>In case the pucca kitchen shed is not available, where is the food being cooked and where are the food grains / other ingredients being stored.</b>
	<p>It was observed that where the kitchen shed was not available the food was cooked in the school verandah in 1 school (2.56%), unutilized spare classroom in 1 school (2.56%) , open yard in 2 schools and cooks home in 1 schools (2.56%).</p> <p>A large number of schools lacked storage place for food items. It was observed that food grains were stored in classroom in 20 schools (51.28%), school office in 5 schools (12.82%), unutilized spare classroom in 6 schools (15.38%), Kitchen shed in 7 school (17.95%) and in 1 school (2.56%) it was kept in cooks home.</p>  <p style="text-align: center;">Food grains: Most of the schools lacked storage place</p>
<b>13.</b>	<b>Whether potable water is available for cooking and drinking purpose?</b>
	<p>About 92.3 percent of the schools had their own source of potable water for cooking and drinking. Only 2 schools had arrange to bring water from other place.1 school (Z.P. school Devvadi) did not have its own water source children brought water from home.</p>
<b>14.</b>	<b>Whether utensils are available for cooking food? If, available is it adequate?</b>
	<p>Most of the schools (76.92%) reported that they had adequate utensils, where as 9 schools reported inadequate utensils.</p>

15.	<b>What is the kind of fuel used? (Gas based/firewood etc.)</b>
	<p>Fire wood was used as fuel to prepare the mid- day meal in 36 schools (92.31%) and LPG was used in only 3 schools (7.69%).</p>  <p>MDM: Firewood used as fuel in most of the schools.</p>
16.	<b>SAFETY &amp; HYGIENE:</b>
	<p><b>i. General Impression of the environment, safety and hygiene:</b></p>
	<p>Out of 39 schools, in 14 schools (35.9%) safety arrangements were good, in 22 schools (56.41%) it was fair and in 2 schools (5.13%) it was poor, which needs attention. Out of 39 schools in 14 schools (35.9%) hygiene was maintained well, in 23 schools (58.97%) it was fair and in 2 schools (5.13%) it was poor. It was observed that there were fire extinguisher in 35 schools.</p>
	<p><b>ii. Are children encouraged to wash hands before and after eating</b></p>
	<p>It was observed in 36 schools, that the students were encouraged to wash their hands before eating food, in 3 schools students were not encouraged to do so.</p>

**ii. Do the children take meals in an orderly manner?**

It was observed in 36 schools, that the children were taking meals in a disciplined manner



MDM: No disciplined manner



MDM: Lack of plates to take meal

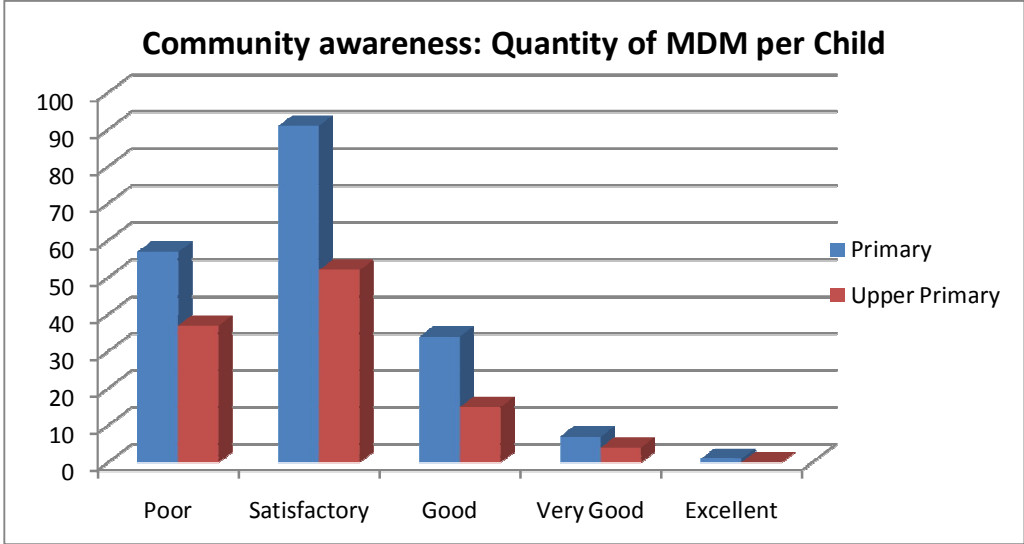
	<b>iv. Conservation of water?</b>																																		
	It was observed in all schools that the children were encouraged to conserve water.																																		
	<b>v. Is the cooking process and storage of fuel safe, not posing any fire hazard?</b>																																		
	It was observed that in 37 sample schools cooking process and storage of fuel was safe not posing any fire hazard.																																		
<b>17.</b>	<b>COMMUNITY PARTICIPATION AND AWARENESS*:</b>																																		
	<b>i) Extent of participation by Parents / VECs / Panchayats / Urban bodies in daily supervision, monitoring, participation.</b>																																		
	<p>In 39 schools, parents and 37 SMCs were supervising and monitoring the mid-day meal scheme but the frequency of such supervision was found to be inadequate. It was found that most of the parents and SMC members are farmers and during day time they are busy in the field. Hence, they could not afford to spend time for daily supervision or monitoring. It was found that the overall participation by Parents/VECs/ Panchayats and urban bodies was poor in all schools.</p> <p>Table.17.1. Extent of participation Parents/community</p> <table border="1"> <thead> <tr> <th rowspan="2"></th> <th colspan="3">Parents</th> <th colspan="3">SMC community</th> </tr> <tr> <th>Good</th> <th>Fair</th> <th>Poor</th> <th>Good</th> <th>Fair</th> <th>Poor</th> </tr> </thead> <tbody> <tr> <td>Daily supervision</td> <td>4 (10.26%)</td> <td>30 (76.92%)</td> <td>5 (12.82%)</td> <td>4 (10.81%)</td> <td>31 (83.78%)</td> <td>2 (5.40%)</td> </tr> <tr> <td>Daily monitoring</td> <td>4 (10.26%)</td> <td>27 (69.23%)</td> <td>8 (20.5%)</td> <td>4 (10.81%)</td> <td>30 (81.08%)</td> <td>3 (8.11%)</td> </tr> <tr> <td>Daily participation</td> <td>5 (12.82%)</td> <td>12 (30.77%)</td> <td>22 (56.41%)</td> <td>3 (8.11%)</td> <td>14 (37.84%)</td> <td>20 (54.05%)</td> </tr> </tbody> </table>		Parents			SMC community			Good	Fair	Poor	Good	Fair	Poor	Daily supervision	4 (10.26%)	30 (76.92%)	5 (12.82%)	4 (10.81%)	31 (83.78%)	2 (5.40%)	Daily monitoring	4 (10.26%)	27 (69.23%)	8 (20.5%)	4 (10.81%)	30 (81.08%)	3 (8.11%)	Daily participation	5 (12.82%)	12 (30.77%)	22 (56.41%)	3 (8.11%)	14 (37.84%)	20 (54.05%)
	Parents			SMC community																															
	Good	Fair	Poor	Good	Fair	Poor																													
Daily supervision	4 (10.26%)	30 (76.92%)	5 (12.82%)	4 (10.81%)	31 (83.78%)	2 (5.40%)																													
Daily monitoring	4 (10.26%)	27 (69.23%)	8 (20.5%)	4 (10.81%)	30 (81.08%)	3 (8.11%)																													
Daily participation	5 (12.82%)	12 (30.77%)	22 (56.41%)	3 (8.11%)	14 (37.84%)	20 (54.05%)																													
	<b>ii) Is any roster being maintained by the community members for supervision of the MDM?</b>																																		
	No roster was maintained in any of these schools by the community members for supervision of MDM and also teachers were not shown interest about maintaining it.																																		



**iii) Are the parents/community members aware about the following :**

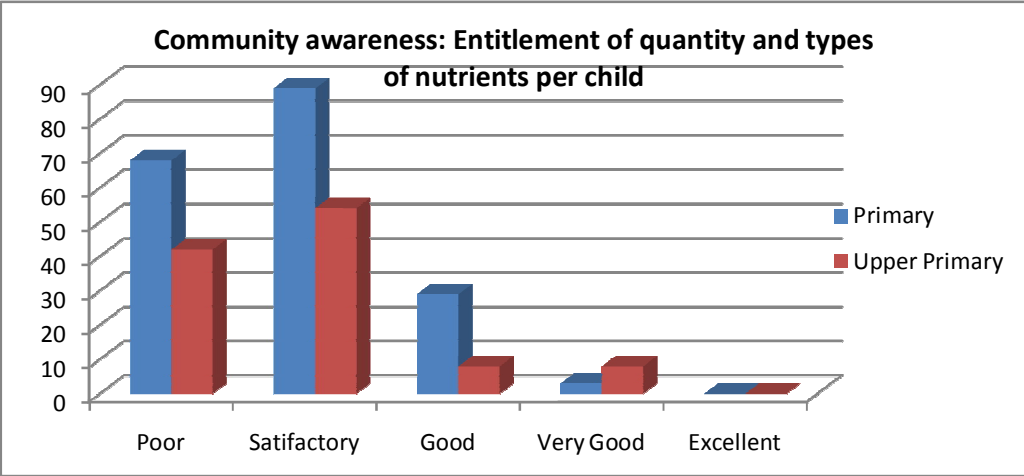
**a) Quantity of MDM per child at Primary & upper primary : 1 2 3 4 5 (please tick)**

Total 189 parents and SMC members, out of which 110 were males and 79 were females interviewed during the school visit. It was found that very few parents/community members were aware about the norms related to quantity of MDM as 100 gram and 150 gram for primary and upper primary respectively. They responded only that their children were getting sufficient food in school. Hence, it is necessary to orient the parents and community regarding the details of MDM scheme and also to improve their involvement in implementation of MDM scheme.



**b) Entitlement of quantity and types of nutrients in MDM per child as supplied in the menu :**

The discussion with 189 parents and SMC members regarding entitlement of quantity and types of nutrients in MDM per child as supplied in the menu revealed that they did not know about the details of quantity and type of nutrients per child suggested in MDM menu. Orientation of parents and community members needs to be done.



	<b>iv) Source of awareness about the MDM scheme :</b>																																																						
	<p>It was noticed that general awareness about overall implementation of MDM scheme was satisfactory in 28 schools (70%) and the source of awareness of parents and community members regarding MDM scheme was mostly the school where their child is getting MDM and school teachers.</p> <p>Table.17.4 MDM: Sources of awareness</p> <table border="1"> <thead> <tr> <th>Sr. No</th> <th>Source</th> <th>Yes</th> <th>%</th> <th>No</th> <th>%</th> </tr> </thead> <tbody> <tr> <td>1</td> <td>Newspaper/ Magazine</td> <td>00</td> <td>00</td> <td>39</td> <td>100</td> </tr> <tr> <td>2</td> <td>Villagers/Friends/Relatives</td> <td>07</td> <td>18</td> <td>32</td> <td>82</td> </tr> <tr> <td>3</td> <td>Teacher</td> <td>39</td> <td>100</td> <td>00</td> <td>00</td> </tr> <tr> <td>4</td> <td>School (where the child is studying)</td> <td>33</td> <td>85</td> <td>6</td> <td>15</td> </tr> <tr> <td>5</td> <td>Radio</td> <td>00</td> <td>00</td> <td>39</td> <td>100</td> </tr> <tr> <td>6</td> <td>Television</td> <td>04</td> <td>10</td> <td>35</td> <td>90</td> </tr> <tr> <td>7</td> <td>Website</td> <td>00</td> <td>00</td> <td>39</td> <td>100</td> </tr> <tr> <td>8</td> <td>Any other</td> <td>00</td> <td>00</td> <td>39</td> <td>100</td> </tr> </tbody> </table>	Sr. No	Source	Yes	%	No	%	1	Newspaper/ Magazine	00	00	39	100	2	Villagers/Friends/Relatives	07	18	32	82	3	Teacher	39	100	00	00	4	School (where the child is studying)	33	85	6	15	5	Radio	00	00	39	100	6	Television	04	10	35	90	7	Website	00	00	39	100	8	Any other	00	00	39	100
Sr. No	Source	Yes	%	No	%																																																		
1	Newspaper/ Magazine	00	00	39	100																																																		
2	Villagers/Friends/Relatives	07	18	32	82																																																		
3	Teacher	39	100	00	00																																																		
4	School (where the child is studying)	33	85	6	15																																																		
5	Radio	00	00	39	100																																																		
6	Television	04	10	35	90																																																		
7	Website	00	00	39	100																																																		
8	Any other	00	00	39	100																																																		
<b>18.</b>	<b>INSPECTION &amp; SUPERVISION</b>																																																						
	<b>i) Has the mid day meal programme been inspected by any state / district / block level officers/officials?</b>																																																						
	<p>In all schools (100%) the mid-day meal programme was regularly inspected either by teachers or by headmasters. In 39 schools it was inspected by the CRC coordinators and in 28 schools it was inspected by the Block level officials.</p> <p>Table.18.1 MDM: Inspection and Supervision</p> <table border="1"> <thead> <tr> <th>Sr. No</th> <th></th> <th>Yes</th> <th>%</th> <th>No</th> <th>%</th> </tr> </thead> <tbody> <tr> <td>1</td> <td>State level officers/officials</td> <td>00</td> <td>00</td> <td>40</td> <td>100</td> </tr> <tr> <td>2</td> <td>District level officers/officials</td> <td>03</td> <td>7.69</td> <td>36</td> <td>93.31</td> </tr> <tr> <td>3</td> <td>Block level officers/officials</td> <td>28</td> <td>71.79</td> <td>11</td> <td>28.21</td> </tr> <tr> <td>4</td> <td>Cluster level officers/officials</td> <td>39</td> <td>100</td> <td>00</td> <td>00</td> </tr> </tbody> </table>	Sr. No		Yes	%	No	%	1	State level officers/officials	00	00	40	100	2	District level officers/officials	03	7.69	36	93.31	3	Block level officers/officials	28	71.79	11	28.21	4	Cluster level officers/officials	39	100	00	00																								
Sr. No		Yes	%	No	%																																																		
1	State level officers/officials	00	00	40	100																																																		
2	District level officers/officials	03	7.69	36	93.31																																																		
3	Block level officers/officials	28	71.79	11	28.21																																																		
4	Cluster level officers/officials	39	100	00	00																																																		
	<b>ii) The frequency of such inspections?</b>																																																						
	<p>The frequency of such inspection by CRC level official was weekly in 2 schools, fortnightly in 10 schools , monthly in 22 schools and bimonthly in 2 schools, Quarterly in 1 school, Half yearly in 1 school and yearly in 1 school.</p>																																																						

	<b>iii) Remarks made by the visiting of officers? if any?</b>
	The most common remarks by the visiting officers were "according to the menu mid day meal was prepared and served" " It was reported that dal and rice has been served today", "12 kg and 100 gr rice cooked and served today", "Follow menu", " Masala Bhaat was served today", "Supplementary foods like fruits / biscuits should be given once in a week". But no specific suggestions were given regarding the preparation and its quality.
<b>19.</b>	<b>IMPACT</b>
	<b>Has the mid day meal improved the enrollment, attendance of children in school, any improvement in general well being, nutritional status of the children (to be verified from school record, discussion with students, teachers and parents. Is there any other incidental benefit to the children and school due to serving of mid-day-meal by VEC, PRI members?</b>
	All 39 sample schools reported that the mid-day meal programme had helped to improve the attendance.
<b>B.</b>	<b>Any other issues relevant to MDM implementation</b>
	<b>MI may give a maximum 2 page note, on any other issues, relevant to MDM implementation, not covered above.</b>
	All issues, relevant to MDM implementation are covered.

## 14 (a) School list with DISE code and Criteria visited by MI

### District 1: Hingoli

Sr.No	Name of the school/ Village	Type of school	DISE Code	Criteria
1	Z.P. School Devthana	PS with UPS	0104401	b
2	Z.P. C.P. School S.B. Hingoli	PS with UPS	0100101	g
3	Z.P. School Bhattaswangi Tanda	PS with UPS	0112901	c
4	Z.P. School Shakha - 2 Hingoli	PS	0100104	g
5	Z.P. School Andharwadi	PS	5501325	g
6	Z.P. School Pimparkhed	PS with UPS	0110101	l
7	Z.P. School Ghota	PS with UPS	0107701	l
8	Z.P. School Akoli	PS with UPS	0301101	d
9	Z.P. School Budhwara Basmath	PS	0300105	g
10	Z.P. School Dhaulgaon	PS	0308501	i
11	Z.P.School Rajwadi	PS with UPS	0305401	b
12	Z.P. School Balegaon	PS with UPS	0311301	j
13	Z.P.C.P.S Shakha Basmath	PS with UPS	3000132	g
14	Z.P. School Khambala	PS	0305301	h
15	Javahar Balak Mandir Basmath	PS with UPS	0300117	g
16	Z.P. School Purjal	PS with UPS	0108201	j
17	Z.P.School Jajaldabha	PS with UPS	0502601	f
18	Z.P. School Makodi	PS with UPS	0200301	d
19	Z.P. School Urdawanpenga Kalmnuri	PS with UPS	0400105	g
20	Z.P. School Dongarkada S.K	PS	0412801	f
21	Z.P. School Zunzunwadi	PS	0413301	h
22	Z.P. School Repa	PS	0208001	h
23	Z.P. School Pusegaon	PS with UPS	0208602	k
24	Z.P. School Talani	PS with UPS	0208801	j
25	Z.P. School Vikas Nagar	PS with UPS	0400104	g
26	Ghulam Nabi Azad Urdu School Kalamnuri	PS	0400108	G
27	Z.P. School Ukhali	PS with UPS	0509001	D
28	Z.P. School Lakh	PS	0504201	K
29	Z.P. School Kondhur	PS with UPS	0406801	I
30	Z.P. School Bramhani kh	PS	0308901	A
31	Z.P. School Hiwara Bk	PS with UPS	0415001	D
32	Z.P. School Limbala Tanda	PS with UPS	0202301	K
33	Z.P. School Tandulwadi	PS with UPS	0204501	H
34	Z.P. School Pimpaldari	PS with UPS	0507601	B
35	Z.P. School Devwadi	PS	5502458	B
36	Z.P. School Devala	PS	0502301	A
37	Z.P. School Nalegaon	PS with UPS	0106701	I
38	Z.P. School Wai	PS with UPS	0414010	B
39	Z.P. School Mannas Pimpri	PS with UPS	0212001	C
40	KGBV Hingoli	PS with UPS	0100141	M

## Chapter 4

### Half Yearly Monitoring Report of Mid Day-Meal

#### For District: 2 Nanded

(ii)	Period of the Report	01-04-2012 to 31-10-2012
(iv)	Date of visit to the District/Schools	23-07-2012 to 30-07-2012.

<b>1.</b>	<b>REGULARITY IN SERVING MEAL:</b>																																																																				
	<b>Whether the school is serving hot cooked meal daily? If there was interruption, what was the extent and reasons for the same?</b>																																																																				
	<p>37 schools and 3 KGBV are selected on the basis of the criteria given by the Govt. of India were visited during 23- 30 July 2012. The schools in Nanded district after summer vacation reopened on 15<sup>th</sup> of June 2012. We had checked the records from beginning of the last academic year. It was observed that all schools were serving a hot cooked meal every day except the interruption period in 16 schools (43.24%). Out of these 16 schools there was interruption in 11 schools last year and there was interruption in 9 schools in current year.</p> <p>School wise details are given below.</p> <table border="1"> <thead> <tr> <th>Sr No</th> <th>Name of the school/village</th> <th>Interruption</th> <th>Details</th> </tr> </thead> <tbody> <tr> <td>1</td> <td>Z P.P.S.Markad</td> <td>10 days</td> <td>15 to 25 June 2012</td> </tr> <tr> <td rowspan="3">2</td> <td rowspan="3">Z.P.School Mendka</td> <td>9 days</td> <td>9 to18 July 2011</td> </tr> <tr> <td>21 days</td> <td>11 Nov to 1 Dec 2011</td> </tr> <tr> <td>23 days</td> <td>21 Jan to 12 Feb 12</td> </tr> <tr> <td rowspan="3">3</td> <td rowspan="3">Z.P.P.S.Kharab</td> <td>28 days</td> <td>15 June to 13July 2011</td> </tr> <tr> <td>10 days</td> <td>20 to 30 April 2012</td> </tr> <tr> <td>16 days</td> <td>15 June to 30 July 2012</td> </tr> <tr> <td>4</td> <td>Z.P.P.S. Halegaon</td> <td>11 days</td> <td>4 to 25 July 2012</td> </tr> <tr> <td rowspan="3">5</td> <td rowspan="3">Z.P.P.S.Rawangaon</td> <td>32 days</td> <td>15 June to 17 July 2011</td> </tr> <tr> <td>11 days</td> <td>20 to 31 March 2012</td> </tr> <tr> <td>10 days</td> <td>15 to 24 June 2012</td> </tr> <tr> <td>6</td> <td>Z.P.P.S.Takarala</td> <td>115 days</td> <td>22 Aug to 8 Dec 2011</td> </tr> <tr> <td rowspan="3">7</td> <td rowspan="3">New Z.P.P.S.Neharu nagar No.1</td> <td>28 days</td> <td>12 Oct to16 Nov 2011</td> </tr> <tr> <td>31 days</td> <td>13 Aug to 13 Sept 2011</td> </tr> <tr> <td>9 days</td> <td>24 Feb to 5 March 2012</td> </tr> <tr> <td rowspan="2">8</td> <td rowspan="2">Z.P.C.P.S.Lakhamapur</td> <td>5 days</td> <td>18 to 21July 2011</td> </tr> <tr> <td>18 days</td> <td>17 Nov to 5 Dec 2011</td> </tr> <tr> <td rowspan="3">9</td> <td rowspan="3">Z.P.P.S.Hadgaon</td> <td>10 days</td> <td>29 Aug to 8 Sept 2011</td> </tr> <tr> <td>11 days</td> <td>1 to 11 March 2012</td> </tr> <tr> <td>27 days</td> <td>15 June to 12 July 2012</td> </tr> <tr> <td rowspan="2">10</td> <td rowspan="2">Z.P.C.P.S. Atkali</td> <td>716 days</td> <td>15 to 30 June 2011</td> </tr> <tr> <td>7 days</td> <td>1 to 6 September 2011</td> </tr> </tbody> </table>	Sr No	Name of the school/village	Interruption	Details	1	Z P.P.S.Markad	10 days	15 to 25 June 2012	2	Z.P.School Mendka	9 days	9 to18 July 2011	21 days	11 Nov to 1 Dec 2011	23 days	21 Jan to 12 Feb 12	3	Z.P.P.S.Kharab	28 days	15 June to 13July 2011	10 days	20 to 30 April 2012	16 days	15 June to 30 July 2012	4	Z.P.P.S. Halegaon	11 days	4 to 25 July 2012	5	Z.P.P.S.Rawangaon	32 days	15 June to 17 July 2011	11 days	20 to 31 March 2012	10 days	15 to 24 June 2012	6	Z.P.P.S.Takarala	115 days	22 Aug to 8 Dec 2011	7	New Z.P.P.S.Neharu nagar No.1	28 days	12 Oct to16 Nov 2011	31 days	13 Aug to 13 Sept 2011	9 days	24 Feb to 5 March 2012	8	Z.P.C.P.S.Lakhamapur	5 days	18 to 21July 2011	18 days	17 Nov to 5 Dec 2011	9	Z.P.P.S.Hadgaon	10 days	29 Aug to 8 Sept 2011	11 days	1 to 11 March 2012	27 days	15 June to 12 July 2012	10	Z.P.C.P.S. Atkali	716 days	15 to 30 June 2011	7 days	1 to 6 September 2011
Sr No	Name of the school/village	Interruption	Details																																																																		
1	Z P.P.S.Markad	10 days	15 to 25 June 2012																																																																		
2	Z.P.School Mendka	9 days	9 to18 July 2011																																																																		
		21 days	11 Nov to 1 Dec 2011																																																																		
		23 days	21 Jan to 12 Feb 12																																																																		
3	Z.P.P.S.Kharab	28 days	15 June to 13July 2011																																																																		
		10 days	20 to 30 April 2012																																																																		
		16 days	15 June to 30 July 2012																																																																		
4	Z.P.P.S. Halegaon	11 days	4 to 25 July 2012																																																																		
5	Z.P.P.S.Rawangaon	32 days	15 June to 17 July 2011																																																																		
		11 days	20 to 31 March 2012																																																																		
		10 days	15 to 24 June 2012																																																																		
6	Z.P.P.S.Takarala	115 days	22 Aug to 8 Dec 2011																																																																		
7	New Z.P.P.S.Neharu nagar No.1	28 days	12 Oct to16 Nov 2011																																																																		
		31 days	13 Aug to 13 Sept 2011																																																																		
		9 days	24 Feb to 5 March 2012																																																																		
8	Z.P.C.P.S.Lakhamapur	5 days	18 to 21July 2011																																																																		
		18 days	17 Nov to 5 Dec 2011																																																																		
9	Z.P.P.S.Hadgaon	10 days	29 Aug to 8 Sept 2011																																																																		
		11 days	1 to 11 March 2012																																																																		
		27 days	15 June to 12 July 2012																																																																		
10	Z.P.C.P.S. Atkali	716 days	15 to 30 June 2011																																																																		
		7 days	1 to 6 September 2011																																																																		

	11	Z.P.C.P.S.Chikana	11 days	15 to 25 June 2012																																			
	12	Z.P.P.S.Ambesangavi	36 days	15 June to 19 July 2011																																			
	13	Z.P.C.P.S. Hipparga	16 days	15 to 30 June 2011																																			
			25 days	15 June to 10 July 2012																																			
	14	Z.P.C.P.S. Naigaon	22 days	1 to 22 October 2011																																			
			21 days	11 to 30 November 2011																																			
	15	Z.P.P.S. Manaskarga	16 days	15 June to 1 July 2012																																			
	16	Z.P.P.S. Degloor	4 days	15 to 18 June 2012																																			
<b>2.</b>	<b>TRENDS:</b>																																						
	<b>Extent of variation (As per school records vis-à-vis actual position/status on the day of visit)</b>																																						
	<table border="1"> <thead> <tr> <th>Sr. No</th> <th>Details</th> <th>Boys</th> <th>Girls</th> <th>Total</th> </tr> </thead> <tbody> <tr> <td>1.</td> <td>Enrollment</td> <td>3538</td> <td>3512</td> <td>7050</td> </tr> <tr> <td>2.</td> <td>No. of children opted for Mid day meal</td> <td>3538</td> <td>3512</td> <td>7050</td> </tr> <tr> <td>3.</td> <td>No. of children attending the school on the day of visit</td> <td>2902</td> <td>2866</td> <td>5768</td> </tr> <tr> <td>4.</td> <td>No. of children availing MDM as per MDM Register</td> <td>2902</td> <td>2866</td> <td>5768</td> </tr> <tr> <td>5.</td> <td>No. of children actually availing MDM on the day of visit</td> <td>2902</td> <td>2866</td> <td>5768</td> </tr> <tr> <td>6.</td> <td>No. of children availing MDM on the previous day</td> <td>2844</td> <td>2930</td> <td>5774</td> </tr> </tbody> </table> <p>All children 7050 (Boys 3538 &amp; Girls 3512) enrolled in the school opted for the mid-day meal. Total 5768 children (Boys 2902 &amp; Girls 2866) were present on the day of visit. No variation was found between the number of children availing mid-day-meal as per MDM register and actual number of children consumed mid-day meal on the day of visit. 81.82 percent of children had taken mid-day meal on the day of visit and 81.90 percent of children had taken mid-day meal on the previous day from 37 schools.</p>				Sr. No	Details	Boys	Girls	Total	1.	Enrollment	3538	3512	7050	2.	No. of children opted for Mid day meal	3538	3512	7050	3.	No. of children attending the school on the day of visit	2902	2866	5768	4.	No. of children availing MDM as per MDM Register	2902	2866	5768	5.	No. of children actually availing MDM on the day of visit	2902	2866	5768	6.	No. of children availing MDM on the previous day	2844	2930	5774
Sr. No	Details	Boys	Girls	Total																																			
1.	Enrollment	3538	3512	7050																																			
2.	No. of children opted for Mid day meal	3538	3512	7050																																			
3.	No. of children attending the school on the day of visit	2902	2866	5768																																			
4.	No. of children availing MDM as per MDM Register	2902	2866	5768																																			
5.	No. of children actually availing MDM on the day of visit	2902	2866	5768																																			
6.	No. of children availing MDM on the previous day	2844	2930	5774																																			
<b>3.</b>	<b>REGULARITY IN DELIVERING FOOD GRAINS TO SCHOOL LEVEL:</b>																																						
	<b>(i) Is school/implementing agency receiving food grains regularly? If there is delay in delivering food grains, what is the extent of delay and reasons for the same?</b>																																						
	<p>22 schools (59.46%) had received food grains regularly and delay in delivering food grains was noticed in 15 schools (40.54%). Table.3.1. Delay in receiving food grains</p> <table border="1"> <thead> <tr> <th>Response</th> <th>No. of schools</th> <th>%</th> </tr> </thead> <tbody> <tr> <td>Yes</td> <td>15</td> <td>40.54</td> </tr> <tr> <td>No</td> <td>22</td> <td>59.46</td> </tr> </tbody> </table> <p>The only reason causing an interruption in providing mid-day meal was irregularity in supply of food grains, split pulses and condiments. e.g. Zilla Parishad Primary school Takarala had received food grains after 3 months.</p>				Response	No. of schools	%	Yes	15	40.54	No	22	59.46																										
Response	No. of schools	%																																					
Yes	15	40.54																																					
No	22	59.46																																					

	<b>(ii) Is buffer stock of one-month's requirement maintained?</b>									
	The food grains (rice and split pulses) and condiments are supplied through a centralized agency in all schools. It was observed that the lumpsum stock of two months was supplied at the same time by the agency. But there was no fixed time table of supply of food grains to schools after a gap of 2/4 months food grains were received.									
	<b>(iii) Is the quantity of food grain supplied was as per the marked / indicated weight?</b>									
	It was observed that the quantity of food grains that was supplied was found to be as per the weight marked on bags in all 37 schools.									
	<b>(iv) Is the food grain delivered at the school?</b>									
	All the 36 schools reported that the food grains were delivered at the door step of the school. Except Z.P.P.S. Halegaon due to hilly area food grains are not delivered at door step. Teacher manage to receive food grains from road.									
	<b>(v) Is the quality of food grain good?</b>									
	It was reported by all schools, SMCs and also observed by the MI that quality of food grain was good.									
<b>4.</b>	<b>REGULARITY IN DELIVERING COOKING COST TO SCHOOL LEVEL:</b>									
	<b>(i) Is school/implementing agency receiving cooking cost in advance regularly? If there is delay in delivering cooking cost, what is the extent of delay and reasons for it?</b>									
	<p>None of the schools had received cooking cost in advance. It was received after a gap of 4 to 5 months. Up to the last visit of school advance for new academic year i.e. month of June and July was not transferred to the school. Some schools had not received cooking cost for the month of February and March 2012 e.g. Z.P. P.S. Hadgaon had received cooking cost for the month October 2011 to January 2012 in 10 April 2012,Z.P.P.S. Lakhamapur received cooking cost for month of September 2011 – February 2012 in March 2012. It was noticed that though the bills were submitted in time the payment was delayed due to administrative procedure. The concerned authorities should take notice of this and do the needful for regular provision of cooking cost.</p> <p>Table.4.1. Delay in receiving cooking cost</p> <table border="1"> <thead> <tr> <th>Response</th> <th>No. of schools</th> <th>%</th> </tr> </thead> <tbody> <tr> <td>Yes</td> <td>37</td> <td>100</td> </tr> <tr> <td>NA (KGBV)</td> <td>00</td> <td>00</td> </tr> </tbody> </table>	Response	No. of schools	%	Yes	37	100	NA (KGBV)	00	00
Response	No. of schools	%								
Yes	37	100								
NA (KGBV)	00	00								
	<b>(ii) In case of delay, how school/implementing agency manages to ensure that there is no disruption in the feeding programme?</b>									
	To avoid disruption in feeding programme the school head master or the cook used to purchase vegetables either on credit or spent their own money and ensured the continuity in the mid-day meal programme.									

**(iii) Is cooking cost paid by cash or through banking channel?**

The cooking cost was paid through bank in all schools (100.00%).

Table.4.2. Payment of cooking cost

Mode of payment	No. of schools	%
Cash	00	00
Bank	37	100

**5. SOCIAL EQUITY:**

**i) Did you observe any gender or caste or community discrimination in cooking or serving or seating arrangements?**

In none of the schools, any discrimination with respect to gender, caste or community was observed in cooking or serving or seating arrangement.

Table.5.1. Social Equity: Discrimination observed

	No of schools	Yes	%	No	%
Cooking	37	00	00	37	100
Serving	37	00	00	37	100
Sitting	37	00	00	37	100

**ii) What is the system of serving and seating arrangements for eating?**

It was noticed that in most of the schools 67.57% the students were used to sit in school verandah or open place in school premises to consume the food and in some schools 32.43% the children were used to stand in queue to take the meal.



MDM: Students used to stand in queue to take meal



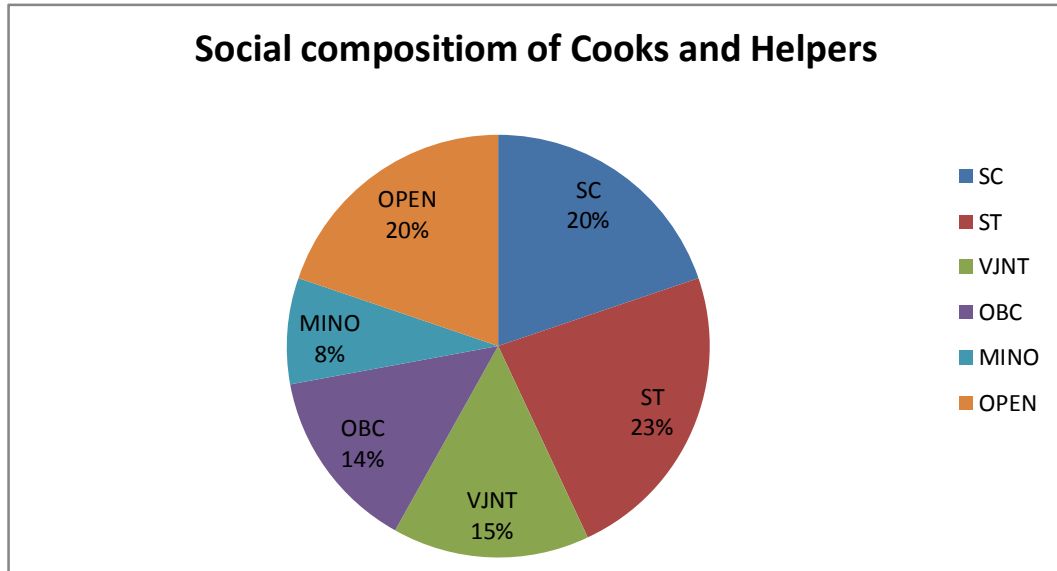
<b>6.</b>	<b>VARIETY OF MENU:</b>												
	<b>i) Has the school displayed its weekly menu at a place noticeable to community, and is it able to adhere to the menu displayed?</b>												
	<p>7 schools (18.92%) had displayed a weekly menu at a place noticeable to community. In 22 schools (59.5%) it was inside the school office, in 6 schools (16.22%) it was inside the kitchen. It was found that the prescribed menu was not followed in 10 schools (27.02%).</p> <p>Table.6.1. Display of menu at a noticeable place</p> <table border="1"> <thead> <tr> <th>Response</th> <th>No. of schools</th> <th>%</th> </tr> </thead> <tbody> <tr> <td>Yes</td> <td>7</td> <td>18.92</td> </tr> <tr> <td>No</td> <td>30</td> <td>81.08</td> </tr> </tbody> </table>	Response	No. of schools	%	Yes	7	18.92	No	30	81.08			
Response	No. of schools	%											
Yes	7	18.92											
No	30	81.08											
	<b>ii) Who decides the menu?</b>												
	The state has given 4 different menus to all districts, suggesting them to select one of it for their district. The authority to select the menu was given to the committee constituted under the chairmanship of the District Chief Executive Officer. The menu selected by district committee is followed by the all schools in the respective district.												
<b>7.</b>	<b>VARIETY OF FOOD</b>												
	<b>i) Is there variety in the food served or is the same type of food served daily?</b>												
	In all 27 schools (72.97%) a variety in the food preparation as given in the prescribed menu such as rice with curry or dal or khichadi were found. The seasonal vegetables were found to be used in mid-day meal.												
	<b>(ii) Dose the daily menu include rice / wheat preparation, dal and vegetables?</b>												
	It was noticed that daily menu was mainly rice preparation along with dal and beans or gram curry on every alternate day as given in the prescribed menu.												
<b>8.</b>	<b>QUALITY &amp; QUANTITY OF MEAL :</b>												
	<b>Feedback from children on</b>												
	<b>a) Quality of meal:</b>												
	<p>In 35 schools (94.59%) quality of food was found to be good. In 2 schools (5.41%) it was average .</p> <p>Table.8.1. Quality of meal (% of schools)</p> <table border="1"> <thead> <tr> <th></th> <th>No. of schools</th> <th>%</th> </tr> </thead> <tbody> <tr> <td>Good</td> <td>35</td> <td>94.59</td> </tr> <tr> <td>Average</td> <td>02</td> <td>5.41</td> </tr> <tr> <td>Poor</td> <td>00</td> <td>00</td> </tr> </tbody> </table>		No. of schools	%	Good	35	94.59	Average	02	5.41	Poor	00	00
	No. of schools	%											
Good	35	94.59											
Average	02	5.41											
Poor	00	00											

	<b>b) Quantity of meal:</b>												
	<p>In all 37 (100.0%) schools the quantity of food was found to be sufficient as per the need of children.</p> <p>Table.8.2. Quantity of meal (% of schools)</p> <table border="1" data-bbox="365 388 1052 556"> <thead> <tr> <th></th> <th>No. of schools</th> <th>%</th> </tr> </thead> <tbody> <tr> <td>Sufficient</td> <td>37</td> <td>100</td> </tr> <tr> <td>less</td> <td>00</td> <td>00</td> </tr> <tr> <td>No MDM on the day of MI visit</td> <td>00</td> <td>00</td> </tr> </tbody> </table>		No. of schools	%	Sufficient	37	100	less	00	00	No MDM on the day of MI visit	00	00
	No. of schools	%											
Sufficient	37	100											
less	00	00											
No MDM on the day of MI visit	00	00											
	<b>c) {If children were not happy, please give reasons and suggestions to improve.}</b>												
	A positive feedback on quality and quantity of meal was given by children from 36 schools (97.30%).												
<b>9.</b>	<b>SUPPLEMENTARY:</b>												
	<b>(i) Is there school Health Card maintained for each child?</b>												
	<p>Out of 37 schools, 33 schools (89.19%) had maintained a Health Card for each child.</p> <p>Table.9.1. Availability of Health card</p> <table border="1" data-bbox="337 1050 1084 1192"> <thead> <tr> <th>Response</th> <th>No. of schools</th> <th>%</th> </tr> </thead> <tbody> <tr> <td>Yes</td> <td>33</td> <td>89.19</td> </tr> <tr> <td>No</td> <td>04</td> <td>10.81</td> </tr> </tbody> </table>	Response	No. of schools	%	Yes	33	89.19	No	04	10.81			
Response	No. of schools	%											
Yes	33	89.19											
No	04	10.81											
	<b>(ii) What is the frequency of health check-up?</b>												
	The annual health check up was found to be conducted in all schools.												
	<b>(iii) Whether children are given micronutrients (Iron, folic acid, vitamin- A dosage) and de-worming medicine periodically?</b>												
	As per the guidelines given in April 2010 by the Govt of India, the State has supplied micronutrient supplementation of IFA syrup to the I to V class children and IFA capsules to the VI-VIII class children.												
	<b>(iv) Who administers these medicines and at what frequency?</b>												
	The Block Resource Center has supplied these medicines and school had given these medicines according to the instructions given by the district/ state.												

<b>10. STATUS OF COOKS:</b>																																													
<b>(i) Who cooks and serves the meal? (Cook cum helper appointed by the Department/VEC/PRI/Self Help Group/ NGO/Contractor)</b>																																													
	In 6 schools (16.22%)only cooks were appointed .In 31 schoos(73.78%) cook cum helper were appointed. In all 37 schools (100%) cooks and helpers were appointed by the SMC. .																																												
<b>(ii) Is the number of cooks and helpers engaged in the school as per GOI norms?</b>																																													
	It was reported by all schools (100%) that they have received the new norms. They have appointed cooks and helpers as per the norms. But it was found that in 10 schools (27.03%) appointment of cooks and helpers was not made as per the norms given by the state and these schools were as follows.																																												
	<table border="1"> <thead> <tr> <th>Sr. No</th> <th>Name of the school/village</th> <th>Children Opted for MDM</th> <th>No. of cook cum helper appointed</th> </tr> </thead> <tbody> <tr> <td>1</td> <td>N.P.School Ambedkar nagar</td> <td>93</td> <td>1</td> </tr> <tr> <td>2</td> <td>N.P. School Leber colony</td> <td>182</td> <td>1</td> </tr> <tr> <td>3</td> <td>N.P.School Islampura</td> <td>78</td> <td>1</td> </tr> <tr> <td>4</td> <td>Z.P. Primary School Bitnal</td> <td>303</td> <td>2</td> </tr> <tr> <td>5</td> <td>Z.P.P.S Chikna</td> <td>242</td> <td>1</td> </tr> <tr> <td>6</td> <td>Z,P,P.S.Mukhed</td> <td>206</td> <td>1</td> </tr> <tr> <td>7</td> <td>Z.P,P.S.Tumberpalli</td> <td>134</td> <td>1</td> </tr> <tr> <td>8</td> <td>Z.P.P.S.Degloor</td> <td>62</td> <td>1</td> </tr> <tr> <td>9</td> <td>Z.P.P.S.Kandhar</td> <td>85</td> <td>1</td> </tr> <tr> <td>10</td> <td>Z.P.P.S.Rui</td> <td>319</td> <td>3</td> </tr> </tbody> </table>	Sr. No	Name of the school/village	Children Opted for MDM	No. of cook cum helper appointed	1	N.P.School Ambedkar nagar	93	1	2	N.P. School Leber colony	182	1	3	N.P.School Islampura	78	1	4	Z.P. Primary School Bitnal	303	2	5	Z.P.P.S Chikna	242	1	6	Z,P,P.S.Mukhed	206	1	7	Z.P,P.S.Tumberpalli	134	1	8	Z.P.P.S.Degloor	62	1	9	Z.P.P.S.Kandhar	85	1	10	Z.P.P.S.Rui	319	3
Sr. No	Name of the school/village	Children Opted for MDM	No. of cook cum helper appointed																																										
1	N.P.School Ambedkar nagar	93	1																																										
2	N.P. School Leber colony	182	1																																										
3	N.P.School Islampura	78	1																																										
4	Z.P. Primary School Bitnal	303	2																																										
5	Z.P.P.S Chikna	242	1																																										
6	Z,P,P.S.Mukhed	206	1																																										
7	Z.P,P.S.Tumberpalli	134	1																																										
8	Z.P.P.S.Degloor	62	1																																										
9	Z.P.P.S.Kandhar	85	1																																										
10	Z.P.P.S.Rui	319	3																																										
<b>(iii) What is remuneration paid to cooks cum helpers and mode of payment?</b>																																													
	The cooks and helpers appointed in schools reported that they are getting Rs. 1000/- per month as remuneration for which they had opened their saving account.																																												
<b>(iv) Is the remuneration paid to cooks cum helpers regularly?</b>																																													
	Cooking cost and remuneration of cooks cum helpers had transfer together to school account. Caused none of the schools had paid remuneration to cooks and helpers regularly.																																												

**(v) Specify the social Composition of cooks cum helpers? (SC/ ST/ OBC/ Minority)**

In all sample schools total 59 women and 27 males were appointed as cook and helper. Out of 86 cooks and helpers, 17 (19.77%) were from SC, 20 (23.26%) were from ST, 13 (15.12%) were from VJNT, 12 (13.95%) were from OBC, 7 (8.14%) were from Minority category and 17 (19.77%) was form open community.



**11. INFRASTRUCTURE:**

**Is a pucca kitchen shed-cum-store:**

**i) Constructed and in use**


Out of 37 sample schools 23schools(62.16%) had a pucca kitchen shed.From these 23 kitchenshed 21 are used for the same purpose . But in 2 schools namely Z.P.P.S. Mansakrga and Z.P.CPS.Chikna kitchen sheds are used only as a store room.

Table.11.1. Availability of pucca kitchen shed

Response	No. of schools	%
Yes	23	62.16
No	14	37.84

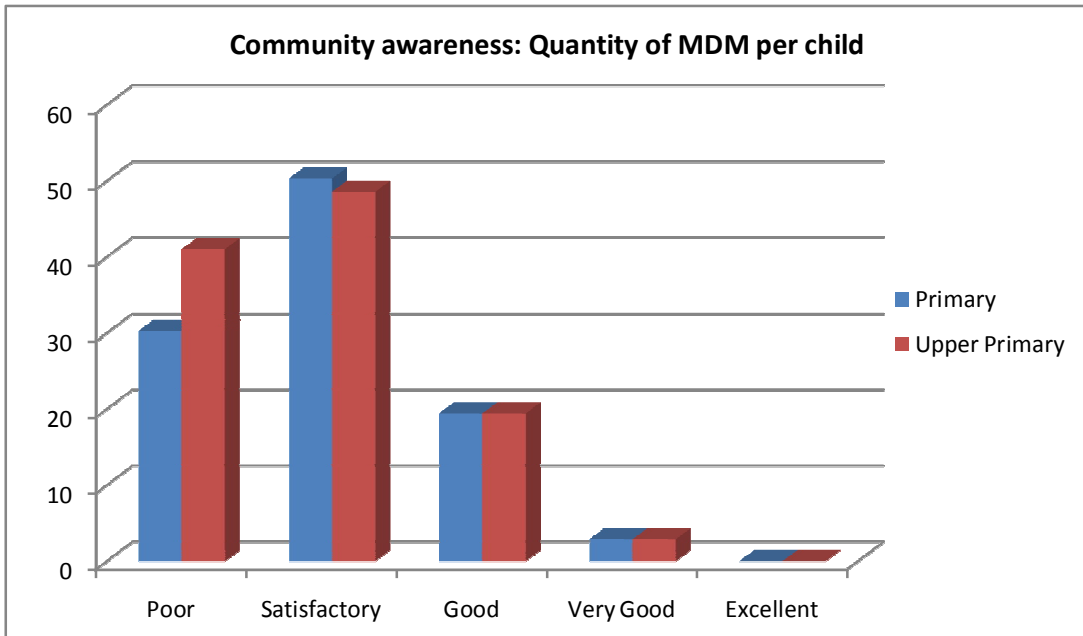
**ii) Scheme under which Kitchen sheds constructed -MDM/SSA/Others**

23schools(62.16%) had a pucca kitchen shed. Kitchen sheds are constructed under SSA 12 kitchen shed, under MDM 8, under Manav Vikas Mishan 2,and 1 kitchen shed was constructed with the help of Gram Panchayat.

	<b>iii) Constructed but not in use (Reasons for not using)</b>
	2 schools namely Z.P.P.S. Mansakrga and Z.P.CPS.Chikna kitchen sheds are used only as a store room.
	<b>iv) Under construction</b>
	In 1 school namely Z.P.P.S. Rittha tanda kitchen shed was under construction.
	<b>v) Sanctioned, but construction not started</b>
	No such case was found
	<b>vi) Not sanctioned</b>
	14 schools had not received a sanction for constructing pucca kitchen shed cum-store.
	<b>vii) Any other (specify)</b>
	No such case was found
<b>12.</b>	<b>In case the pucca kitchen shed is not available, where is the food being cooked and where are the food grains /other ingredients being stored.</b>
	<p>It was found that out of the sample schools 14 schools had not the kitchen shed. However, food was cooked in the school verandah in 2 schools (5,4%), unutilized spare classroom in 6 schools (16.22%), on open yard in 3 schools (8.11%), in temporary shed in 1 schools (2.7%),in cooks home of 1 school.</p> <p>All sample schools lacked storage place for food items. It was seen that the food grains were stored in classroom in 17 schools (45.95%), school office in 6 schools (16.22%). unutilized classroom in 8 schools (21.62%),cooks home in 1 school</p>
	
	MDM: Food grains stored in unutilized classroom

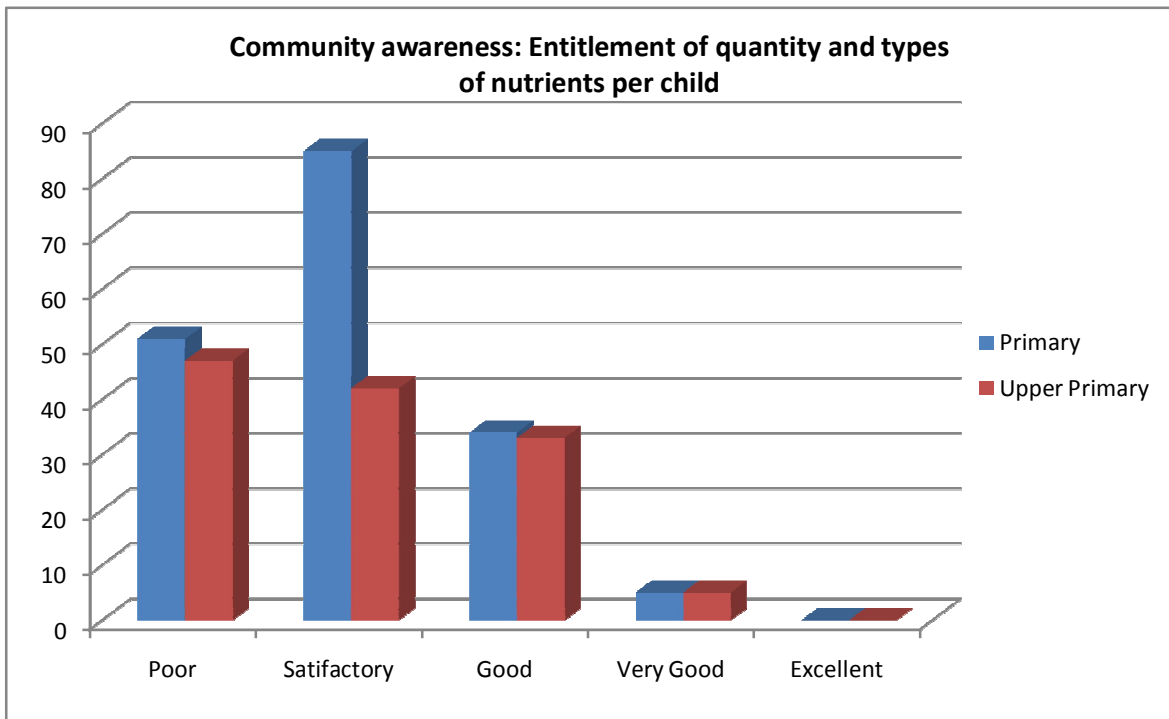
<b>13.</b>	<b>Whether potable water is available for cooking and drinking purpose?</b>
	Most of all schools (92.88 %) had potable water for cooking and drinking .One school Z.P.P.S. Mathura tanda had taken water from well in 4 school store enough water in vessel and only 3 schools (8.12%)had not their own source of water. Z.P.P.S. Ambesangavi Rs,30,000/- budget sanctioned from Ziia Parishad for drinking water and Z.P.P.S. Hipparga did not have their own water cook carried water from village well. Z.P.P.S. Chikna had hand pump but it was floaried water it is harmful to health so student bring water bags from home.
<b>14.</b>	<b>Whether utensils are available for cooking food? If, available is it adequate?</b>
	Most of the schools (97.5%) except Z.P. School Kandhar in Kandhar block reported that they had adequate utensils.
<b>15.</b>	<b>What is the kind of fuel used? (Gas based/firewood etc.)</b>
	Fire wood was used as fuel to prepare the mid-day meal in 37 schools (100 %)
<b>16.</b>	<b>SAFETY &amp; HYGIENE:</b>
	<b>i. General Impression of the environment, safety and hygiene:</b>
	Out of 37 schools, in 12 schools (32.43%) safety arrangements were good, in 22 schools (59.46%) it was fair and in 3 schools (8.11%) it was poor, which needs attention. Out of 37 schools in 12 schools (32.43%) hygiene was maintained well, in 12 schools (59.46%) it was fair and in 3 schools (8.11%) it was poor.
	<b>ii. Are children encouraged to wash hands before and after eating</b>
	It was observed in 33 schools (89.19%) that students were encouraged to wash their hands before and after eating food.
	<b>iii. Do the children take meals in an orderly manner?</b>
	It was observed in all schools that children were taking meals in a disciplined manner.
	<b>iv. Conservation of water?</b>
	It was observed in all schools that children were encouraged to conserve water.
	<b>v. Is the cooking process and storage of fuel safe, not posing any fire hazard?</b>
	It was observed that out of 37 schools in 36 schools (97.3%), the cooking process and storage of fuel was safe, not posing any fire hazard.

<b>17.</b>	<b>COMMUNITY PARTICIPATION AND AWARENESS*:</b>																																		
	<b>i) Extent of participation by Parents / VECs / Panchayats / Urban bodies in daily supervision, monitoring, participation.</b>																																		
	<p>It 37 schools the parents/SMCs were supervising and monitoring the mid-day meal scheme but the frequency of such supervision was inadequate. It was found that most of the parents are farmers and during day time they are busy in the field. Hence, they could not afford to spend time for daily supervision and monitoring.</p> <p>It was found that the overall participation by Parents/VECs/ Panchayats and urban bodies was poor in all schools.</p> <p>Table.17.1. Extent of Parent/community participation (% schools)</p> <table border="1"> <thead> <tr> <th rowspan="2"></th> <th colspan="3">Parents</th> <th colspan="3">SMC community</th> </tr> <tr> <th>Good</th> <th>Fair</th> <th>Poor</th> <th>Good</th> <th>Fair</th> <th>Poor</th> </tr> </thead> <tbody> <tr> <td>Daily supervision</td> <td>6 (16.22%)</td> <td>24 (64.86%)</td> <td>7 (18.92%)</td> <td>4 (10.81%)</td> <td>25 (67.57%)</td> <td>8 (21.62%)</td> </tr> <tr> <td>Daily monitoring</td> <td>5 (13.51%)</td> <td>22 (59.46%)</td> <td>10 (27.03%)</td> <td>5 (13.51%)</td> <td>22 (59.46%)</td> <td>10 (27.03%)</td> </tr> <tr> <td>Daily participation</td> <td>8 (21.62%)</td> <td>24 (64.86%)</td> <td>5 (13.51%)</td> <td>4 (10.81%)</td> <td>9 (24.32%)</td> <td>24 (64.86%)</td> </tr> </tbody> </table>		Parents			SMC community			Good	Fair	Poor	Good	Fair	Poor	Daily supervision	6 (16.22%)	24 (64.86%)	7 (18.92%)	4 (10.81%)	25 (67.57%)	8 (21.62%)	Daily monitoring	5 (13.51%)	22 (59.46%)	10 (27.03%)	5 (13.51%)	22 (59.46%)	10 (27.03%)	Daily participation	8 (21.62%)	24 (64.86%)	5 (13.51%)	4 (10.81%)	9 (24.32%)	24 (64.86%)
	Parents			SMC community																															
	Good	Fair	Poor	Good	Fair	Poor																													
Daily supervision	6 (16.22%)	24 (64.86%)	7 (18.92%)	4 (10.81%)	25 (67.57%)	8 (21.62%)																													
Daily monitoring	5 (13.51%)	22 (59.46%)	10 (27.03%)	5 (13.51%)	22 (59.46%)	10 (27.03%)																													
Daily participation	8 (21.62%)	24 (64.86%)	5 (13.51%)	4 (10.81%)	9 (24.32%)	24 (64.86%)																													
	<b>ii) Is any roster being maintained by the community members for supervision of the MDM?</b>																																		
	The roster was found to be maintained in 8 schools by the community members for supervision of MDM but no regularity was noticed and also teachers were not found to be keen about this matter.																																		
	<b>iii) Are the parents/community members aware about the following :</b>																																		
	<b>a) Quantity of MDM per child at Primary &amp; upper primary : 1 2 3 4 5 (please tick)</b>																																		
	Total 175 parents and SMC members out of which 113 were males and 61 females interviewed during the school visit. It was found that parents/ community members were not fully aware about the norms and quantity of MDM per child at primary and upper primary level. They only said that their children were getting sufficient food in school. Hence, it requires the orientation of the parents and community members regarding details of the MDM scheme.																																		



**b) Entitlement of quantity and types of nutrients in MDM per child as supplied in the menu :**

When we interacted with a total of 175 parents and community members about entitlement of quantity and nutrients in MDM per child. It was found that they were not fully aware about the entitlement of quantity and type of nutrients in MDM per child.





	<b>iv) Source of awareness about the MDM scheme :</b>																																																						
	<p>It was noticed that the source of awareness of parents and community members regarding MDM scheme was mostly the teachers and children.</p> <p>Table.17.4 MDM: Sources of awareness</p> <table border="1"> <thead> <tr> <th>Sr. No</th> <th>Source</th> <th>Yes</th> <th>%</th> <th>No</th> <th>%</th> </tr> </thead> <tbody> <tr> <td>1</td> <td>Newspaper/ Magazine</td> <td>03</td> <td>8.11</td> <td>34</td> <td>91.89</td> </tr> <tr> <td>2</td> <td>Villagers/Friends/Relatives</td> <td>2</td> <td>5.41</td> <td>35</td> <td>94.59</td> </tr> <tr> <td>3</td> <td>Teacher</td> <td>37</td> <td>100</td> <td>00</td> <td>00</td> </tr> <tr> <td>4</td> <td>School (where the child is studying)</td> <td>27</td> <td>72.97</td> <td>10</td> <td>27.03</td> </tr> <tr> <td>5</td> <td>Radio</td> <td>00</td> <td>00</td> <td>37</td> <td>100</td> </tr> <tr> <td>6</td> <td>Television</td> <td>01</td> <td>2.70</td> <td>36</td> <td>97.30</td> </tr> <tr> <td>7</td> <td>Website</td> <td>00</td> <td>00</td> <td>37</td> <td>100</td> </tr> <tr> <td>8</td> <td>Any other</td> <td>00</td> <td>00</td> <td>37</td> <td>100</td> </tr> </tbody> </table>	Sr. No	Source	Yes	%	No	%	1	Newspaper/ Magazine	03	8.11	34	91.89	2	Villagers/Friends/Relatives	2	5.41	35	94.59	3	Teacher	37	100	00	00	4	School (where the child is studying)	27	72.97	10	27.03	5	Radio	00	00	37	100	6	Television	01	2.70	36	97.30	7	Website	00	00	37	100	8	Any other	00	00	37	100
Sr. No	Source	Yes	%	No	%																																																		
1	Newspaper/ Magazine	03	8.11	34	91.89																																																		
2	Villagers/Friends/Relatives	2	5.41	35	94.59																																																		
3	Teacher	37	100	00	00																																																		
4	School (where the child is studying)	27	72.97	10	27.03																																																		
5	Radio	00	00	37	100																																																		
6	Television	01	2.70	36	97.30																																																		
7	Website	00	00	37	100																																																		
8	Any other	00	00	37	100																																																		
<b>18.</b>	<b>INSPECTION &amp; SUPERVISION</b>																																																						
	<b>i) Has the mid day meal programme been inspected by any state / district / block level officers/officials?</b>																																																						
	<p>Out of 40 schools, in 34 schools (85%) the mid-day meal programme was inspected regularly either by teachers or by headmasters. It was inspected by the CRCC and block level officials, and in 7 schools (17.5%) it was also inspected by the district level officials. But no state level inspection was found to be conducted in any school.</p> <p>Table.18.1 MDM: Inspection and Supervision</p> <table border="1"> <thead> <tr> <th>Sr. No</th> <th></th> <th>Yes</th> <th>%</th> <th>No</th> <th>%</th> </tr> </thead> <tbody> <tr> <td>1</td> <td>State level officers/officials</td> <td>00</td> <td>00</td> <td>40</td> <td>100</td> </tr> <tr> <td>2</td> <td>District level officers/officials</td> <td>01</td> <td>2.70</td> <td>36</td> <td>97.30</td> </tr> <tr> <td>3</td> <td>Block level officers/officials</td> <td>22</td> <td>59.46</td> <td>15</td> <td>40.54</td> </tr> <tr> <td>4</td> <td>Cluster level officers/officials</td> <td>36</td> <td>97.30</td> <td>1</td> <td>2.70</td> </tr> </tbody> </table>	Sr. No		Yes	%	No	%	1	State level officers/officials	00	00	40	100	2	District level officers/officials	01	2.70	36	97.30	3	Block level officers/officials	22	59.46	15	40.54	4	Cluster level officers/officials	36	97.30	1	2.70																								
Sr. No		Yes	%	No	%																																																		
1	State level officers/officials	00	00	40	100																																																		
2	District level officers/officials	01	2.70	36	97.30																																																		
3	Block level officers/officials	22	59.46	15	40.54																																																		
4	Cluster level officers/officials	36	97.30	1	2.70																																																		
	<b>ii) The frequency of such inspections?</b>																																																						
	<p>The frequency of such inspection by CRC level official was weekly in 5 schools, fortnightly in 6 schools, monthly in 15 schools, bimonthly in 5 schools ,Quarterly in 3 schools, half yearly in 1 school and yearly in 1 school.</p>																																																						

	<b>iii) Remarks made by the visiting of officers? if any?</b>
	The most common remarks by the visiting officers were "according to the menu mid-day meal was prepared and served" " Rice along with chana potato mixed vegetable was served", "Fruits/ Biscuits should be given once in a week as supplementary", "only food grains were supplied today no split pulses and condiments supplied by the agency", "Today's menu was palak mixed dal and rice". No specific suggestions were given regarding the quantity and its quality.
<b>19.</b>	<b>IMPACT</b>
	<b>Has the mid day meal improved the enrollment, attendance of children in school, any improvement in general well being, nutritional status of the children (to be verified from school record, discussion with students, teachers and parents. Is there any other incidental benefit to the children and school due to serving of mid-day-meal by VEC, PRI members?</b>
	It was reported that in all 37 schools the mid-day meal programme had helped to improve the attendance. The State has provided all necessary documents with instructions to each school pertaining the weight, height, age and other details of the children but the teachers or the headmasters were not found to be serious about maintaining this record. It was found that the inspecting authority also did not pay attention about this matter. However it is difficult to make any statement regarding improvement in general well being or nourishment status of child.
<b>B.</b>	<b>Any other issues relevant to MDM implementation</b>
	<b>MI may give a maximum 2 page note, on any other issues, relevant to MDM implementation, not covered above.</b>
	All issues, relevant to MDM implementation are covered.

**[14 (a) School list with DISE code and Criteria visited by MI**

**District 2: Nanded**

<b>Sr.No</b>	<b>Name of the school/ Village</b>	<b>Type of school</b>	<b>DISE Code</b>	<b>criteria</b>
1	NWMNP Ambedkar Nagar	PS with UPS	1701001	g
2	NWMNP Leber colony	PS with UPS	1700501	g
3	NWMNP Islampura	PS	1701401	g
4	Z.P. School Markand	PS with UPS	0104001	b
5	Z.P. School Nila	PS with UPS	0104901	b
6	Z.P. School Mendhka	PS with UPS	0301101	d
7	Z.P. School Loni Bk	PS with UPS	0203001	a
8	Z.P. School Kharab	PS	0205001	g
9	Z.P. School Lyahari	PS with UPS	1308105	b
10	Z.P. School Halegaon	PS	1305812	h
11	Z.P.School Ritha Tanda	PS	1100702	f
12	Z.P. School Rawangaon	PS	1106801	i
13	Z.P. School Takrala Bk	PS with UPS	1407001	k
14	Z.P.P.S.N School Nehru Nagar- 1	PS	1402511	e
15	Z.P. School Lakhamapur	PS with UPS	1604801	j
16	Z.P. School Madnapur	PS with UPS	1605601	d
17	Z.P.School New Abadi	PS	1605702	g
18	Z.P. School Gokunda	PS with UPS	1505501	g,d
19	Z.P School Pangri Tanda	PS	1511901	K
20	Z.P. School Mathura Tanda- 1	PS	1510102	H
21	Z.P. School Bitnal	PS with UPS	1200702	I
22	Z.P. School Dholumri	PS with UPS	1201501	C
23	Z.P. School Chikna	PS with UPS	1001401	j,i
24	Z.P. School Atkali	PS with UPS	0800601	I
25	Z.P.C.P.S Branch Mukhed	PS with UPS	0611301	J
26	Z.P.C.P.S Hipparga	PS with UPS	0606101	f
27	Z.P.C.P.S Ambulga Bk	PS	0600501	b
28	Z.P.C.P.S Naigaon	PS with UPS	0900111	g
29	Z.P. School Daregaon	PS with UPS	0904101	i
30	Z.P. School Tumbarpalli	PS with UPS	0709101	e
31	Z.P. School Man Sakharga	PS	0705602	f
32	Z.P. School Nutan Degloor	PS	0702205	g
33	Z.P. School Ambesangvi	PS with UPS	0400201	d
34	Z.P.C.P.S Malegaon	PS with UPS	0408801	k
35	Z.P. School Digras Kh	PS	0503201	e
36	Z.P.C.P.S Kandhar	PS	0506301	g
37	Z.P.C.P.S Rui	PS with UPS	0511401	b
38	KGBV Biloli	PS with UPS	0801512	m
39	KGBV Dharmabad	PS with UPS	1001913	m
40	KGBV Mudhkhed	PS with UPS	0300116	m

## Chapter 5

### Half Yearly Monitoring Report of Mid Day-Meal

#### For District: 3 Gadchiroli

(ii)	Period of the Report	01-04-2012 to 31-10-2012
(iv)	Date of visit to the District/Schools	06-08-2012 to 13-08-2012.

<b>1.</b>	<b>REGULARITY IN SERVING MEAL:</b>																																						
	<b>Whether the school is serving hot cooked meal daily? If there was interruption, what was the extent and reasons for the same?</b>																																						
	<p>MI had visited all 40 schools out of which 37 schools and 3 KGBVs were selected on the basis of the criteria given by the Govt. of India were visited during 06-13 August 2012. The schools in the Gadchiroli district after summer vacation reopened on 15<sup>th</sup> June 2012, we had checked the records from beginning of the academic year. It was observed that all schools were serving a hot cooked meal every day except the interruption period in 4 schools. School wise details are given below.</p> <table border="1"> <thead> <tr> <th>Sr. No</th> <th>Name of the school/ village</th> <th>Interruption</th> <th>Details</th> </tr> </thead> <tbody> <tr> <td>1</td> <td>Z.P. School Yella</td> <td>23 days</td> <td>17 July-10 Aug 2012</td> </tr> <tr> <td>2</td> <td>Z.P. School Ghot</td> <td>6 days</td> <td>22 - 27 July 2012</td> </tr> <tr> <td>3</td> <td>Z.P. School Ganpur (Rai)</td> <td>28 days</td> <td>7 July-5 Aug 2012</td> </tr> <tr> <td>4</td> <td>Z.P. School Chintalprth</td> <td>26 days</td> <td>26 June-19 July 2012</td> </tr> </tbody> </table>				Sr. No	Name of the school/ village	Interruption	Details	1	Z.P. School Yella	23 days	17 July-10 Aug 2012	2	Z.P. School Ghot	6 days	22 - 27 July 2012	3	Z.P. School Ganpur (Rai)	28 days	7 July-5 Aug 2012	4	Z.P. School Chintalprth	26 days	26 June-19 July 2012															
Sr. No	Name of the school/ village	Interruption	Details																																				
1	Z.P. School Yella	23 days	17 July-10 Aug 2012																																				
2	Z.P. School Ghot	6 days	22 - 27 July 2012																																				
3	Z.P. School Ganpur (Rai)	28 days	7 July-5 Aug 2012																																				
4	Z.P. School Chintalprth	26 days	26 June-19 July 2012																																				
<b>2.</b>	<b>TRENDS:</b>																																						
	<b>Extent of variation (As per school records vis-à-vis actual position/status on the day of visit)</b>																																						
	<table border="1"> <thead> <tr> <th>Sr No</th> <th>Details</th> <th>Boys</th> <th>Girls</th> <th>Total</th> </tr> </thead> <tbody> <tr> <td>1.</td> <td>Enrollment</td> <td>2998</td> <td>3217</td> <td>6215</td> </tr> <tr> <td>2.</td> <td>No of children opted for Mid-day-Meal</td> <td>2998</td> <td>3217</td> <td>6215</td> </tr> <tr> <td>3.</td> <td>No. of children attending the school on the day of visit</td> <td>2715</td> <td>2923</td> <td>5638</td> </tr> <tr> <td>4.</td> <td>No. of children availing MDM as per MDM Register</td> <td>2715</td> <td>2923</td> <td>5638</td> </tr> <tr> <td>5.</td> <td>No. of children actually availing MDM on the day of visit</td> <td>2715</td> <td>2923</td> <td>5638</td> </tr> <tr> <td>6.</td> <td>No. of children availing MDM on the previous day</td> <td>2684</td> <td>2628</td> <td>5312</td> </tr> </tbody> </table> <p>All Total children 6215 (Boys 2998 &amp; Girls 3217) enrolled in the school opted for mid-day meal. Total 5638 children (Boys 2715 &amp; Girls 2923) were present on the day of visit. No variation was found between the number of children availing mid-day meal as per MDM register and actual number of children availed mid-day meal on the day of visit. 90.92 percent of children had taken mid-day meal on the day of visit and 85.47 percent of children had taken mid-day meal on the previous day.</p>				Sr No	Details	Boys	Girls	Total	1.	Enrollment	2998	3217	6215	2.	No of children opted for Mid-day-Meal	2998	3217	6215	3.	No. of children attending the school on the day of visit	2715	2923	5638	4.	No. of children availing MDM as per MDM Register	2715	2923	5638	5.	No. of children actually availing MDM on the day of visit	2715	2923	5638	6.	No. of children availing MDM on the previous day	2684	2628	5312
Sr No	Details	Boys	Girls	Total																																			
1.	Enrollment	2998	3217	6215																																			
2.	No of children opted for Mid-day-Meal	2998	3217	6215																																			
3.	No. of children attending the school on the day of visit	2715	2923	5638																																			
4.	No. of children availing MDM as per MDM Register	2715	2923	5638																																			
5.	No. of children actually availing MDM on the day of visit	2715	2923	5638																																			
6.	No. of children availing MDM on the previous day	2684	2628	5312																																			

<b>3.</b>	<b>REGULARITY IN DELIVERING FOOD GRAINS TO SCHOOL LEVEL:</b>									
	<b>(i) Is school/implementing agency receiving food grains regularly? If there is delay in delivering food grains, what is the extent of delay and reasons for the same?</b>									
	<p>MI had visited 37 schools and 3 KGBVs.MDM was observed in 37 schools out of it 30 schools (81.08%) had received food grains regularly and a delay in delivering food grains was noticed in 7 schools. Details are given below-</p> <p style="text-align: center;">Table.3.1 Delay in receiving food grains</p> <table border="1" style="margin-left: auto; margin-right: auto;"> <thead> <tr> <th>Response</th> <th>No. of schools</th> <th>%</th> </tr> </thead> <tbody> <tr> <td>Yes</td> <td>07</td> <td>18.92</td> </tr> <tr> <td>No</td> <td>30</td> <td>81.08</td> </tr> </tbody> </table>	Response	No. of schools	%	Yes	07	18.92	No	30	81.08
Response	No. of schools	%								
Yes	07	18.92								
No	30	81.08								
	<b>(ii) Is buffer stock of one-month's requirement maintained?</b>									
	<p>The food grains including rice and split pulses and condiments were supplied by a centralized agency in all rural schools. It was observed that the stock of two months was supplied at the same time by the agency therefore there was one month's additional stock in 36 schools (97.3%).</p> <p style="text-align: center;">Table.3.2 Buffer stock maintenance</p> <table border="1" style="margin-left: auto; margin-right: auto;"> <thead> <tr> <th>Response</th> <th>No. of schools</th> <th>%</th> </tr> </thead> <tbody> <tr> <td>Yes</td> <td>36</td> <td>97.3</td> </tr> <tr> <td>No</td> <td>1</td> <td>2.7</td> </tr> </tbody> </table>	Response	No. of schools	%	Yes	36	97.3	No	1	2.7
Response	No. of schools	%								
Yes	36	97.3								
No	1	2.7								
	<b>(iii) Is the quantity of food grain supplied was as per the marked / indicated weight?</b>									
	The quantity of food grains that was supplied was as per the weight marked on the bags in all schools (100%).									
	<b>(iii) Is the food grain delivered at the school?</b>									
	All sample schools reported that the food grains were delivered at the door step of the school.									
	<b>(v) Is the quality of food grain good?</b>									
	The quality of food grain was found good in all schools.Except Z.P. School Kurul rice was not in ggod quality.									

<b>4.</b>	<b>REGULARITY IN DELIVERING COOKING COST TO SCHOOL LEVEL:</b>									
	<b>(i) Is school/implementing agency receiving cooking cost in advance regularly? If there is delay in delivering cooking cost, what is the extent of delay and reasons for it?</b>									
	<p>None of the schools had received cooking cost regularly. It was received after a gap of 4 to 5 months. It was found that cooking cost of January ,February and March 2012 was received in May June and July 2012. None of the school had received cooking cost from 15<sup>th</sup> June 2012 up to the last day of MI visit. All schools reported that though the bills were submitted in time, the payment was delayed due to administrative procedure. The concerned authorities should take notice of this and do the needful for regular provision of cooking cost.</p> <p>Table.4.1. Delay in receiving cooking cost</p> <table border="1" data-bbox="418 919 933 1056"> <thead> <tr> <th>Response</th> <th>No. of schools</th> <th>%</th> </tr> </thead> <tbody> <tr> <td>Yes</td> <td>37</td> <td>100</td> </tr> <tr> <td>No</td> <td>00</td> <td>00</td> </tr> </tbody> </table>	Response	No. of schools	%	Yes	37	100	No	00	00
Response	No. of schools	%								
Yes	37	100								
No	00	00								
	<b>(ii) In case of delay, how school/implementing agency manages to ensure that there is no disruption in the feeding programme?</b>									
	To avoid disruption in the feeding programme the school head masters were found to purchase vegetables either on credit or spent their own money. They also had paid advance from their own pocket whenever the cook asked for it and ensured the continuity in the mid-day meal programme									
	<p><b>(iii) Is cooking cost paid by cash or through banking channel?</b></p> <p>The cooking cost was paid through bank in all 37 schools (100%).</p> <p>Table.4.2. Payment of cooking cost</p> <table border="1" data-bbox="423 1661 938 1843"> <thead> <tr> <th>Mode of payment</th> <th>No. of schools</th> <th>%</th> </tr> </thead> <tbody> <tr> <td>Cash</td> <td>00</td> <td>00</td> </tr> <tr> <td>Bank</td> <td>37</td> <td>100</td> </tr> </tbody> </table>	Mode of payment	No. of schools	%	Cash	00	00	Bank	37	100
Mode of payment	No. of schools	%								
Cash	00	00								
Bank	37	100								

**5. SOCIAL EQUITY:**

**i) Did you observe any gender or caste or community discrimination in cooking or serving or seating arrangements?**

In none of the schools any discrimination with respect to gender, caste or community was observed in cooking or serving and seating arrangement.

Table.5.1. Social Equity: Discrimination observed

	No of schools	Yes	%	No	%
Cooking	37	00	00	37	100
Serving	37	00	00	37	100
Sitting	37	00	00	37	100



MDM: No discrimination of any type observed

**ii) What is the system of serving and seating arrangements for eating?**

It was noticed that in most of the schools the children used to sit in school verandah or in classroom to consume the food. It was observed that in few schools (24.32%) the students were used to stand in queue to take the meal.

**6. VARIETY OF MENU:**

**i) Has the school displayed its weekly menu at a place noticeable to community, and is it able to adhere to the menu displayed?**

It was found that in 18 schools (48.65%) had displayed a menu at the place noticeable to community. In 11 schools (29.73%) it was inside the school office and in 5 schools inside kitchen shed(13.52).

Table.6.1. Display of menu at a noticeable place

Response	No. of schools	%
Yes	18	48.65
No	19	51.35

	<b>ii) Who decides the menu?</b>												
	The State has given 4 different menus to all districts, suggesting them to select one of it for their district. The authority to select the menu was given to the committee constituted under the chairmanship of the District Chief Executive Officer. The menu decided by the committee was followed by all schools in the respective district.												
<b>7.</b>	<b>VARIETY OF FOOD</b>												
	<b>(i) Is there variety in the food served or is the same type of food served daily?</b>												
	In all 37 schools a variety in the food preparation as given in the prescribed menu was found. The seasonal vegetables were found to be used in mid-day meal.												
	<b>(ii) Does the daily menu include rice / wheat preparation, dal and vegetables?</b>												
	It was noticed that daily menu was mainly rice preparation along with dal and mung or gram curry on every alternate day, as given in the prescribed menu.												
<b>8.</b>	<b>QUALITY &amp; QUANTITY OF MEAL :</b>												
	<b>Feedback from children on</b>												
	<b>a) Quality of meal:</b>												
	In 32 schools (86.49%) quality of food was found to be good. In 4 schools (10.81%) it was average and in 1 school it was poor. Table.8.1. Quality of meal (% of schools)												
	<table border="1"> <thead> <tr> <th></th> <th>No. of schools</th> <th>%</th> </tr> </thead> <tbody> <tr> <td>Good</td> <td>32</td> <td>86.49</td> </tr> <tr> <td>Average</td> <td>04</td> <td>10.81</td> </tr> <tr> <td>Poor</td> <td>01</td> <td>2.70</td> </tr> </tbody> </table>		No. of schools	%	Good	32	86.49	Average	04	10.81	Poor	01	2.70
	No. of schools	%											
Good	32	86.49											
Average	04	10.81											
Poor	01	2.70											
	<b>b) Quantity of meal:</b>												
	In all schools the quantity of food was found to be sufficient. Table.8.2. Quantity of meal (% of schools)												
	<table border="1"> <thead> <tr> <th></th> <th>No. of schools</th> <th>%</th> </tr> </thead> <tbody> <tr> <td>Sufficient</td> <td>37</td> <td>100</td> </tr> <tr> <td>less</td> <td>00</td> <td>00</td> </tr> </tbody> </table>		No. of schools	%	Sufficient	37	100	less	00	00			
	No. of schools	%											
Sufficient	37	100											
less	00	00											
	<b>c) {If children were not happy, please give reasons and suggestions to improve.}</b>												
	A positive feedback was given by the children regarding quality and quantity of food. They were found happy with it in all schools except Samuh Nivasi school Bhamragad.												

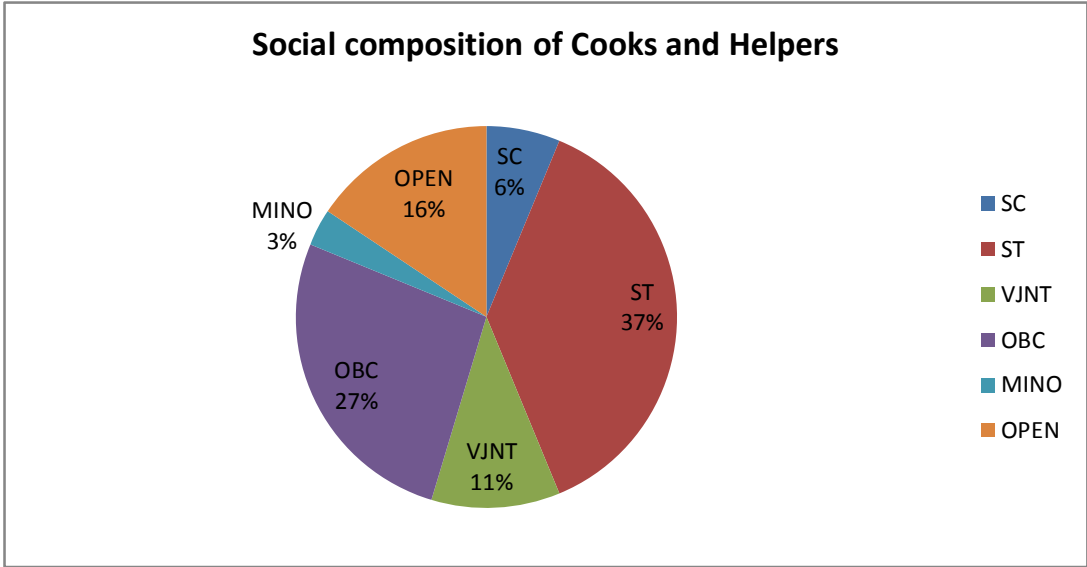


<b>9.</b>	<b>SUPPLEMENTARY:</b>									
	<b>(i) Is there school Health Card maintained for each child?</b>									
	<p>Except the school, Samuha Nivasi School Bhamaraga, all dschools had maintained a Health Card for each child.</p> <p>Table.9.1. Availability of Health card</p> <table border="1"> <thead> <tr> <th>Response</th> <th>No. of schools</th> <th>%</th> </tr> </thead> <tbody> <tr> <td>Yes</td> <td>36</td> <td>98.30</td> </tr> <tr> <td>No</td> <td>01</td> <td>2.70</td> </tr> </tbody> </table>	Response	No. of schools	%	Yes	36	98.30	No	01	2.70
Response	No. of schools	%								
Yes	36	98.30								
No	01	2.70								
	<b>(ii) What is the frequency of health check-up?</b>									
	The annual health check up was found to be conducted in all schools except the school, Samuha Nivasi School Bhamaraga.									
	<b>(iii) Whether children are given micronutrients (Iron, folic acid, vitamin- A dosage) and de-worming medicine periodically?</b>									
	In all school as per the guidelines given in April 2010 by the Govt of India, the State has supplied micronutrient supplementation of IFA syrup to the I to V class children and IFA capsules to the VI to VIII class children except in 5 schools in all schools had provided medicine.									
	<b>(iv) Who administers these medicines and at what frequency?</b>									
	The Block Resource Center has supplied these medicines and school had given these medicines according to the instructions given by the district/ state.									
<b>10</b>	<b>STATUS OF COOKS:</b>									
	<b>(i) Who cooks and serves the meal? (Cook cum helper appointed by the Department/VEC/PRI/Self Help Group/ NGO/Contractor)</b>									
	In all sample schools cook cum helper were appointed. In all schools cooks and helpers were appointed by the SMC. The food was served by cooks and helpers.									

	<p><b>(ii) Is the number of cooks and helpers engaged in the school as per GOI norms?</b></p>																																																																																								
	<p>It was reported by all schools (100%) that they have received the new norms. According to the new norms given by the state, cooks helpers were appointed in 16 schools (43.24%). It was found that in 21 schools (56.76%) appointment of cooks and helpers were not made as per the norms and these schools were</p> <table border="1" data-bbox="440 527 1325 1325"> <thead> <tr> <th>Sr. No</th> <th>Name of the school/village</th> <th>Children opted for MDM</th> <th>No. of cook cum helper appointed</th> </tr> </thead> <tbody> <tr><td>1</td><td>N.P. Ambedkar UPS Gadchiroli</td><td>271</td><td>2</td></tr> <tr><td>2</td><td>N.P.Indiraunagar school Gadchiroli</td><td>109</td><td>1</td></tr> <tr><td>3</td><td>Z.P School Chandala</td><td>110</td><td>1</td></tr> <tr><td>4</td><td>Z.P School Yewali</td><td>189</td><td>1</td></tr> <tr><td>5</td><td>Z.P School Wasala</td><td>161</td><td>1</td></tr> <tr><td>6</td><td>Z.P School Koregaon</td><td>72</td><td>1</td></tr> <tr><td>7</td><td>Z.P School Darli</td><td>58</td><td>1</td></tr> <tr><td>8</td><td>N.P.P. School Desaigang</td><td>98</td><td>1</td></tr> <tr><td>9</td><td>Z.P School Wadsar juni</td><td>300</td><td>1</td></tr> <tr><td>10</td><td>Z.P School Kurud</td><td>92</td><td>1</td></tr> <tr><td>11</td><td>Z.P School Koregaon chop</td><td>243</td><td>2</td></tr> <tr><td>12</td><td>Z.P School Malewada</td><td>265</td><td>2</td></tr> <tr><td>13</td><td>Z.P School Chintalpeth</td><td>74</td><td>1</td></tr> <tr><td>14</td><td>Z.P School Lakhamapurbori</td><td>275</td><td>2</td></tr> <tr><td>15</td><td>Z.P School Gauripur</td><td>180</td><td>1</td></tr> <tr><td>16</td><td>Z.P School Ganpur ( R )</td><td>228</td><td>1</td></tr> <tr><td>17</td><td>Z.P School Kurul</td><td>221</td><td>2</td></tr> <tr><td>18</td><td>Z.P School Yella</td><td>114</td><td>1</td></tr> <tr><td>19</td><td>Z.P School Mulchera</td><td>198</td><td>1</td></tr> <tr><td>20</td><td>Z.P School Koparalli</td><td>160</td><td>1</td></tr> <tr><td>21</td><td>Z.P Samuh Nivasi school Bhamragad</td><td>418</td><td>4</td></tr> </tbody> </table>	Sr. No	Name of the school/village	Children opted for MDM	No. of cook cum helper appointed	1	N.P. Ambedkar UPS Gadchiroli	271	2	2	N.P.Indiraunagar school Gadchiroli	109	1	3	Z.P School Chandala	110	1	4	Z.P School Yewali	189	1	5	Z.P School Wasala	161	1	6	Z.P School Koregaon	72	1	7	Z.P School Darli	58	1	8	N.P.P. School Desaigang	98	1	9	Z.P School Wadsar juni	300	1	10	Z.P School Kurud	92	1	11	Z.P School Koregaon chop	243	2	12	Z.P School Malewada	265	2	13	Z.P School Chintalpeth	74	1	14	Z.P School Lakhamapurbori	275	2	15	Z.P School Gauripur	180	1	16	Z.P School Ganpur ( R )	228	1	17	Z.P School Kurul	221	2	18	Z.P School Yella	114	1	19	Z.P School Mulchera	198	1	20	Z.P School Koparalli	160	1	21	Z.P Samuh Nivasi school Bhamragad	418	4
Sr. No	Name of the school/village	Children opted for MDM	No. of cook cum helper appointed																																																																																						
1	N.P. Ambedkar UPS Gadchiroli	271	2																																																																																						
2	N.P.Indiraunagar school Gadchiroli	109	1																																																																																						
3	Z.P School Chandala	110	1																																																																																						
4	Z.P School Yewali	189	1																																																																																						
5	Z.P School Wasala	161	1																																																																																						
6	Z.P School Koregaon	72	1																																																																																						
7	Z.P School Darli	58	1																																																																																						
8	N.P.P. School Desaigang	98	1																																																																																						
9	Z.P School Wadsar juni	300	1																																																																																						
10	Z.P School Kurud	92	1																																																																																						
11	Z.P School Koregaon chop	243	2																																																																																						
12	Z.P School Malewada	265	2																																																																																						
13	Z.P School Chintalpeth	74	1																																																																																						
14	Z.P School Lakhamapurbori	275	2																																																																																						
15	Z.P School Gauripur	180	1																																																																																						
16	Z.P School Ganpur ( R )	228	1																																																																																						
17	Z.P School Kurul	221	2																																																																																						
18	Z.P School Yella	114	1																																																																																						
19	Z.P School Mulchera	198	1																																																																																						
20	Z.P School Koparalli	160	1																																																																																						
21	Z.P Samuh Nivasi school Bhamragad	418	4																																																																																						
	<p><b>(iii) What is remuneration paid to cooks cum helpers and mode of payment?</b></p>																																																																																								
	<p>The cooks and helpers appointed in the school reported that they are getting Rs.1000/- per month as remuneration through cheque. They had opened their saving account in bank for this purpose.</p>																																																																																								
	<p><b>(iv) Is the remuneration paid to cooks cum helpers regularly?</b></p>																																																																																								
	<p>None of the schools had paid remuneration to cooks and helpers regularly because the grant was not released in time from the block office / district. But in some schools the remuneration is given more than it due to appointment of cooks and helper is less than the norms. In Z.P.school Kurul remuneration was given as Rs.0.70 for per student for the month of Dec.toFeb.2012.</p>																																																																																								

**(v) Specify the social Composition of cooks cum helpers? (SC/ ST/ OBC/ Minority)**

In all sample schools total 64 cooks and helpers were appointed. Out of 64 cooks 4 (6.25%) were from SC, 24 (37.5%) were from ST, 7 (10.94%) were from VJNT, 17 (26.56%) were from OBC, 10 (15.62%) were from open category and 2 (3.13%) was from minority community.



**11. INFRASTRUCTURE:**

**Is a pucca kitchen shed-cum-store:**

**i) Constructed and in use**

In all sample schools had the facility of a pucca kitchen shed in the schools.

Table.11.1. Availability of pucca kitchen shed


Response	No. of schools	%
Yes	37	100
No	00	00

**ii) Scheme under which Kitchen sheds constructed -MDM/SSA/Others**

Out of 37 schools in 33 schools had kitchen shed under SSA scheme and 4schools have under Manavvikas mission.

**iii) Constructed but not in use (Reasons for not using)**

In all sample school have kitchen shed but in 7 school it was not in use.In N.P. Nehrunagar school Gadchiroli,Z.P. school Koregaon chop it is used as store room.In Z.P.school Ganpur ,Z.P.school Chintalpeth and Z.P.school Wadsar juni it was not in use due to it is small.In Z.P. school Kurud it was not in use due to smoke and in Z.P.school Ghot due to roof leakage it was not in use.

	<b>iv) Under construction</b>
	No such case was found
	<b>v) Sanctioned, but construction not started</b>
	No such case was found
	<b>vi) Not sanctioned</b>
	None of the schools had received a sanction for constructing pucca kitchen shed cum-store.
	<b>vii) Any other (specify)</b>
	No such case was found
<b>12.</b>	<b>In case the pucca kitchen shed is not available, where is the food being cooked and where are the food grains / other ingredients being stored.</b>
	<p>It was observed that all of schools had the kitchen shed. In 30 schools food was cooked in kitchen shed but in 7 school kitchen shed was not used for cooking. The food was cooked in the unutilized spare classroom in 6 schools (16.22%) and in 1 school in the temporary shed.</p> <p>All sample schools lacked storage place for food grains. It was observed that the food grains were stored in classroom in 6 schools (16.22%), school office in 1 schools (2.70%), and in 17 schools (46.02%) it was stored in unutilized classroom and in 13 schools (35.14%)it was store in kitchen room.</p>
	
	No kitchen shed: MDM Prepared in spare classroom

<b>13.</b>	<b>Whether potable water is available for cooking and drinking purpose?</b>
	Potable water for cooking and drinking was available in 97.30percent of the schools and only 1 school had also their own source of water but it muddy water so school had arranged to carry from other place.
<b>14.</b>	<b>Whether utensils are available for cooking food? If, available is it adequate?</b>
	All sample schools reported that they had adequate utensils for cooking.
<b>15.</b>	<b>What is the kind of fuel used? (Gas based/firewood etc.)</b>
	Fire wood was used as fuel to prepare the mid- day meal in 35 schools (94.59%) and LPG was used in only 2 schools (5.41%).
<b>16.</b>	<b>SAFETY &amp; HYGIENE:</b>
	<b>i. General Impression of the environment, safety and hygiene:</b>
	Out of 37 schools, in 14 schools (37.84%) safety arrangements were good, in 22 schools (59.46%) it was fair and in 1 schools (2.70%) it was poor, which needs attention. Out of 37 schools in 14 schools (37.84%) hygiene was maintained well, in 22 schools (59.46%) it was fair and in 1 schools (2.70%) it was poor.
	<b>ii. Are children encouraged to wash hands before and after eating</b>
	It was observed that in all schools, students were encouraged to wash their hands before and after eating food.
	<b>iii. Do the children take meals in an orderly manner?</b>
	It was observed in all schools that the children were taking meals in a disciplined manner.
	<b>iv. Conservation of water?</b>
	It was observed in all schools that the children were encouraged to conserve water.
	<b>v. Is the cooking process and storage of fuel safe, not posing any fire hazard?</b>
	It was observed that out of 37 schools in 30 schools (81.08%) the cooking process and storage of fuel was safe, not posing any fire hazard.
<b>17.</b>	<b>COMMUNITY PARTICIPATION AND AWARENESS*:</b>
	<b>i) Extent of participation by Parents / VECs / Panchayats / Urban bodies in daily supervision, monitoring, participation.</b>
	Out of 37 schools, in 27 schools (72.97%) the parents/ SMCs were supervising and monitoring the mid-day meal scheme but the frequency of such supervision was inadequate. It was found that most of the parents are farmers and during day time they are busy in the field. Hence, they could not afford to spend time for daily supervision or monitoring. It was found that the overall participation by Parents/VECs/ Panchayats and urban bodies was poor in all schools.

Table.17.1. Extent of participation Parents/community

	Parents			SMC community		
	Good	Fair	Poor	Good	Fair	Poor
Daily supervision	4 (10.81%)	22 (59.46%)	11 (29.73%)	6 (16.22%)	22 (59.46%)	9 (24.32%)
Daily monitoring	4 (10.81%)	15 (40.54%)	18 (48.65%)	5 (13.51)	15 (40.54%)	17 (45.95%)
Daily participation	9 (24.32%)	8 (21.62%)	20 (54.05%)	4 (10.81%)	13 (35.15%)	20 (54.05%)

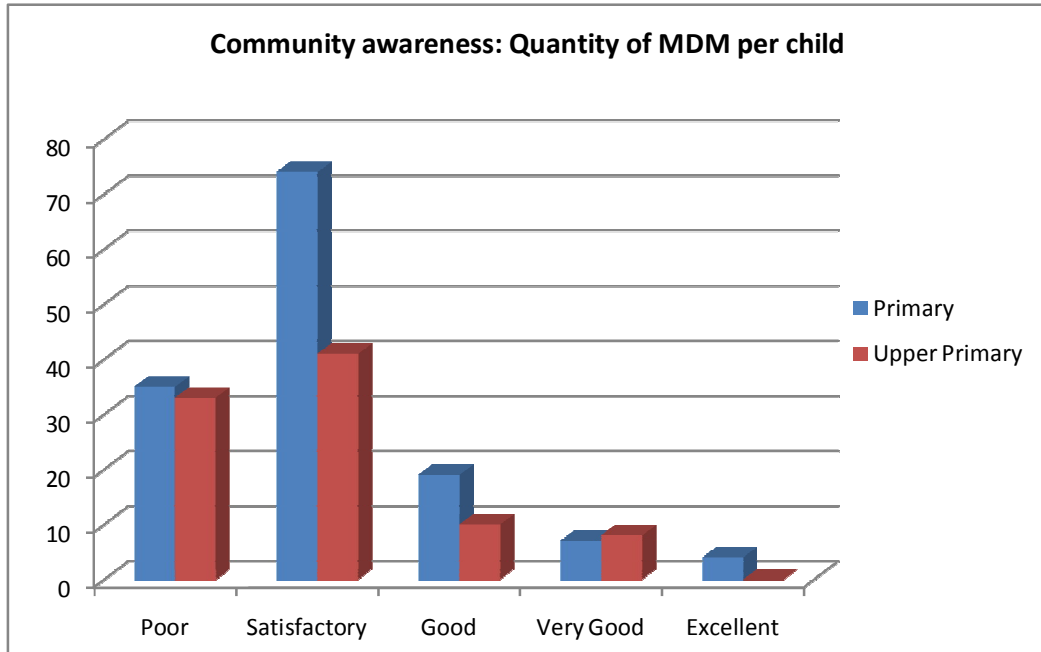
**ii) Is any roster being maintained by the community members for supervision of the MDM?**

The roster was found to be maintained in 21 schools (56.76%) by the community members for supervision of MDM, but no regularity was noticed.

**iii) Are the parents/community members aware about the following :**

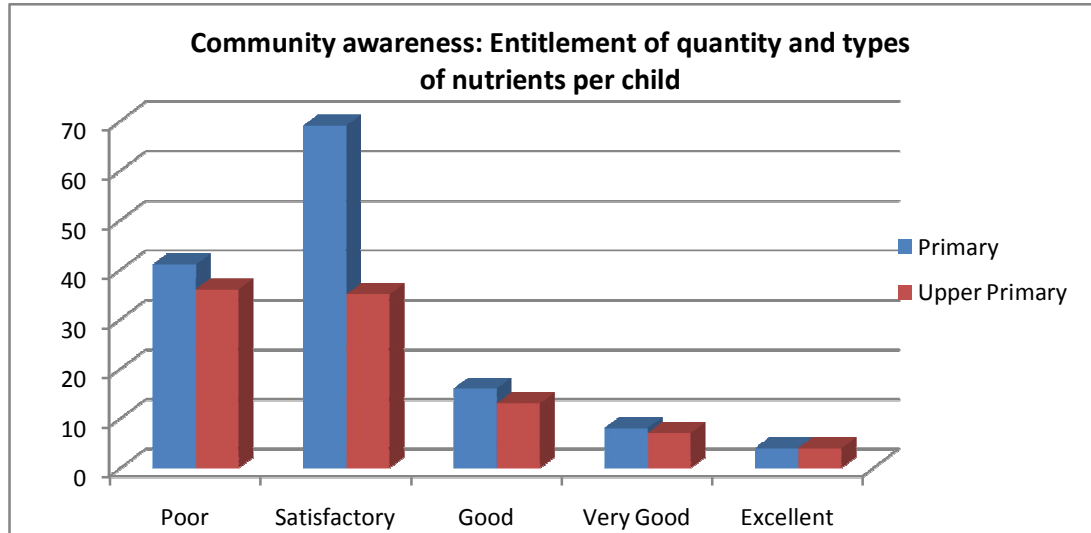
**a) Quantity of MDM per child at Primary & upper primary : 1 2 3 4 5 (please tick)**

Total 137 Parents and SMC members out of which 79 were males and 58 were females interviewed during the school visit. It was found that parents and community members were not fully aware about the quantity of MDM as 100 gram and 150 gram for primary and upper primary respectively. They responded that their children were getting food in school. Hence, it is necessary to orient the parents and community regarding details of the MDM scheme and their involvement in implementation of MDM scheme.



**b) Entitlement of quantity and types of nutrients in MDM per child as supplied in the menu :**

When we interacted with total 137 parents and community members about entitlement of quantity and nutrients in MDM per child, it was found that they did not know the details of quantity and type of nutrients suggested per child in MDM. Orientation of parents and community members needs to be done.



**iv) Source of awareness about the MDM scheme :**

The discussion with parents and community members revealed that teachers were the main source of awareness of parents and community members regarding MDM scheme.

Table.17.4 MDM: Sources of awareness

Sr. No	Source	Yes	%	No	%
1	Newspaper/ Magazine	03	8.11	33	89.19
2	Villagers/Friends/Relatives	7	18.92	30	81.08
3	Teacher	37	100	00	00
4	School (where the child is studying)	35	94.6	02	5.40
5	Radio	00	00	37	100
6	Television	00	00	37	100
7	Website	00	00	37	100
8	Any other	00	00	37	100

**18. INSPECTION & SUPERVISION**

**i) Has the mid day meal programme been inspected by any state / district / block level officers/officials?**

In all schools, the mid-day meal programme was regularly inspected either by teachers or by headmasters and CRCC in 36 schools. In 20 schools (54.05%) it was inspected by the Block level officials and in 5 schools (13.51%) it was inspected by the district level officials. But State level inspection was not found to be conducted in any school.

Table.18.1 MDM: Inspection and Supervision					
Sr. No		Yes	%	No	%
1	State level officers/officials	00	00	37	100
2	District level officers/officials	5	13.51	32	86.49
3	Block level officers/officials	20	54.05	17	45.95
4	Cluster level officers/officials	36	97.3	1	2.7
<b>ii) The frequency of such inspections?</b>					
The frequency of inspection by Block level officials was monthly in 2 schools, bimonthly in 3 schools, half yearly in 5 schools and yearly in 6 schools. The frequency of CRC level official was fortnightly in 7 schools (18.92%), monthly in 17 schools (45.95%) and bimonthly in 3 schools (8.11%), quarterly in 8 schools (21.62%) and yearly in 1 school(2.7%).					
<b>iii) Remarks made by the visiting of officers? if any?</b>					
The most common remarks by the visiting others were "according to the menu mid day meal was prepared and served." "Khichadi was prepared and served", "Rice and mung curry served today". No specific suggestions were given regarding the preparation and its quality.					
<b>19. IMPACT</b>					
<b>Has the mid day meal improved the enrollment, attendance of children in school, any improvement in general well being, nutritional status of the children (to be verified from school record, discussion with students, teachers and parents. Is there any other incidental benefit to the children and school due to serving of mid-day-meal by VEC, PRI members?</b>					
All 37 schools (100%) reported that the mid-day meal programme had helped to improve the attendance. It was found that the State has provided all necessary documents with instructions to each school pertaining the weight, height, age and other details of the children but the teachers or the headmasters were not found to be serious about maintaining this record. Even the inspecting authority did not pay attention to this matter. However it is difficult to make any statement regarding general well being or nourishment status of the children.					
<b>B. Any other issues relevant to MDM implementation</b>					
<b>MI may give a maximum 2 page note, on any other issues, relevant to MDM implementation, not covered above.</b>					
All issues, relevant to MDM implementation are covered.					



**[14 (a) School list with DISE code and Criteria visited by MI**

**District 3: Gadchiroli**

<b>Sr.No</b>	<b>Name of the school/ Village</b>	<b>Type of school</b>	<b>DISE Code</b>	<b>criteria</b>
1	N. P Dr. Babasaheb Ambedkar School Complex Gadchiroli	PS with UPS	0104601	g
2	N.P.Vir Baburao Shedmake School Visapur	PS with UPS	0105101	g
3	N.P.Javaharlal Neharu School Ram Nagar	PS with UPS	0105410	g
4	N.P.Indira Gandhi School Indira Gandhi Nagar	PS	0105409	g
5	N.P.Savitribai Fule School Gokul Nagar	PS	0105409	g
6	Z.P. School Chandala	PS with UPS	0108301	b
7	Z.P. School Yevali	PS with UPS	0100101	a
8	Z.P.C.P.S School Dhanora	PS	0415001	l
9	Z.P. School Naroti Chek	PS	0205301	a
10	Z.P. School Nagarvahi	PS	0208801	h
11	Z.P.School Vasala	PS	0203501	e
12	Z.P. School Shankar Nagar	PS with UPS	0201201	a
13	Z.P. School Koregaon Rangli	PS with UPS	0205501	d
14	Z.P. School Darli	PS	0205101	a
15	N.P. School Bhagatsing Ward Desaiganj	PS	1203204	g
16	N.P.Girls School Desaiganj	PS	1203202	g
17	N.P. School Wadasa (Juni)	PS with UPS	1203301	g
18	Z.P. School Navin Ladaj	PS	1203601	f
19	Z.P School Navin Kurud Mule	PS	1202101	d
20	Z.P. School Koregaon	PS	1200601	d
21	Z.P. School Gothangaon	PS with UPS	0303201	d
22	Z.P. School Bori	PS with UPS	0613604	f
23	Z.P. School Malewada	PS with UPS	0304201	i
24	Z.P. School Purada	PS with UPS	0306701	k
25	Z.P. School Andhali	PS with UPS	0300201	j
26	Z.P. School Chintalpeth	PS with UPS	0300201	j
27	Z.P. School Lakhmapur Bori	PS with UPS	0510701	j
28	Z.P. School Gouripur	PS with UPS	0518401	k
29	Z.P. School Ganpur Rai	PS with UPS	0513101	a
30	Z.P. School Kurud	PS with UPS	0512901	d
31	Z.P. School Pettala Mal	PS with UPS	0509101	j
32	Z.P. School Gandhi Nagar	PS with UPS	0903001	k
33	Z.P. School Yella	PS with UPS	0901501	f
34	Z.P. School Mulchera	PS with UPS	0903701	c
35	Z.P. School Koparalli	PS with UPS	0903201	c
36	Z.P.School Lagam	PS with UPS	0900901	f
37	Z.P.School Sahmuh Nivasi Bhamragad	PS with UPS	1100201	c
38	KGBV Dhanora	PS with UPS	0415005	m
39	KGBV Aheri	PS with UPS	0607102	m
40	KGBV Bhamragad	PS with UPS	1100206	m

## Chapter 6

### Half Yearly Monitoring Report of Mid Day-Meal

#### For District: 4 Amaravati

(ii)	Period of the Report	01-04-2012 to 31-10-2012
(iv)	Date of visit to the District/Schools	21-08-2012 to 28-08-2012.

<b>1.</b>	<b>REGULARITY IN SERVING MEAL:</b>																																						
	<b>Whether the school is serving hot cooked meal daily? If there was interruption, what was the extent and reasons for the same?</b>																																						
ly	<p>40 schools selected on the basis of the criteria given by the Govt. of India were visited during 21-28 August 2012. The schools in Amaravati district after summer vacation reopened on 27<sup>th</sup> of June 2012. We had checked the records from beginning of the academic year. It was observed that all schools were serving a hot cooked meal every day except the interruption period in only 1 school (2.5%).</p> <p>School wise details are given below.</p> <table border="1" data-bbox="420 1003 1344 1115"> <thead> <tr> <th>Sr No</th> <th>Name of the school/ village</th> <th>Interruption</th> <th>Details</th> </tr> </thead> <tbody> <tr> <td>1</td> <td>N.P .U.P.S. Morshi</td> <td>25 days</td> <td>6 to 31 July 2012</td> </tr> </tbody> </table>				Sr No	Name of the school/ village	Interruption	Details	1	N.P .U.P.S. Morshi	25 days	6 to 31 July 2012																											
Sr No	Name of the school/ village	Interruption	Details																																				
1	N.P .U.P.S. Morshi	25 days	6 to 31 July 2012																																				
<b>2.</b>	<b>TRENDS:</b>																																						
	<b>Extent of variation (As per school records vis-à-vis actual position/status on the day of visit)</b>																																						
	<table border="1" data-bbox="329 1318 1357 1644"> <thead> <tr> <th>Sr No</th> <th>Details</th> <th>Boys</th> <th>Girls</th> <th>Total</th> </tr> </thead> <tbody> <tr> <td>1.</td> <td>Enrollment</td> <td>4340</td> <td>3353</td> <td>7693</td> </tr> <tr> <td>2.</td> <td>No of children opted for Mid day meal</td> <td>4340</td> <td>3353</td> <td>7693</td> </tr> <tr> <td>3.</td> <td>No. of children attending the school on the day of visit</td> <td>3520</td> <td>2788</td> <td>6308</td> </tr> <tr> <td>4.</td> <td>No. of children availing MDM as per MDM Register</td> <td>3520</td> <td>2788</td> <td>6308</td> </tr> <tr> <td>5.</td> <td>No. of children actually availing MDM on the day of visit</td> <td>3520</td> <td>2788</td> <td>6308</td> </tr> <tr> <td>6.</td> <td>No. of children availing MDM on the previous day</td> <td>3837</td> <td>2996</td> <td>6833</td> </tr> </tbody> </table> <p>All children enrolled in the school opted for mid-day meal. No variation was found between the number of children availing mid-day-meal as per MDM register and actual number of children availed mid-day meal on the day of visit. 81.99 percent of children had taken mid-day meal on the day of visit and 88.82 percent of children had taken mid-day meal on the previous day.</p>				Sr No	Details	Boys	Girls	Total	1.	Enrollment	4340	3353	7693	2.	No of children opted for Mid day meal	4340	3353	7693	3.	No. of children attending the school on the day of visit	3520	2788	6308	4.	No. of children availing MDM as per MDM Register	3520	2788	6308	5.	No. of children actually availing MDM on the day of visit	3520	2788	6308	6.	No. of children availing MDM on the previous day	3837	2996	6833
Sr No	Details	Boys	Girls	Total																																			
1.	Enrollment	4340	3353	7693																																			
2.	No of children opted for Mid day meal	4340	3353	7693																																			
3.	No. of children attending the school on the day of visit	3520	2788	6308																																			
4.	No. of children availing MDM as per MDM Register	3520	2788	6308																																			
5.	No. of children actually availing MDM on the day of visit	3520	2788	6308																																			
6.	No. of children availing MDM on the previous day	3837	2996	6833																																			

<b>3.</b>	<b>REGULARITY IN DELIVERING FOOD GRAINS TO SCHOOL LEVEL:</b>									
	<b>(i) Is school/implementing agency receiving food grains regularly? If there is delay in delivering food grains, what is the extent of delay and reasons for the same?</b>									
	<p>31 schools (77.5%) had received food grains regularly and a delay in delivering food grains was noticed in 9 schools (22.5%).</p> <p>Table.3.1 Delay in receiving food grains</p> <table border="1"> <thead> <tr> <th>Response</th> <th>No. of schools</th> <th>%</th> </tr> </thead> <tbody> <tr> <td>Yes</td> <td>9</td> <td>22.5</td> </tr> <tr> <td>No</td> <td>31</td> <td>77.5</td> </tr> </tbody> </table>	Response	No. of schools	%	Yes	9	22.5	No	31	77.5
Response	No. of schools	%								
Yes	9	22.5								
No	31	77.5								
	<b>(ii) Is buffer stock of one-month's requirement maintained?</b>									
	<p>From the previous year the State has started supplying rice, pulses and condiments through a centralized agency- viz. Maharashtra State Co-operative Marketing Federation Ltd. It was observed that the stock of two months was supplied at the same time by the federation, therefore there was one month's additional stock in 39 schools (97.5%) rains. In most of the school have previous stock was available hence food grains were not provided in regular time was maintained in all schools. e.g. in the Z.P. school Vichori for the month of Jan.&amp; Feb. food grains were provided on 8<sup>th</sup> Feb 2012, for the month of March food grains were provided on 29<sup>th</sup> March 2012, for the month of July &amp; Aug. food grains were provided on 4<sup>th</sup> August 2012.</p> <p>Table.3.2 Buffer stock maintenance</p> <table border="1"> <thead> <tr> <th>Response</th> <th>No. of schools</th> <th>%</th> </tr> </thead> <tbody> <tr> <td>Yes</td> <td>39</td> <td>97.5</td> </tr> <tr> <td>No</td> <td>01</td> <td>2.5</td> </tr> </tbody> </table>	Response	No. of schools	%	Yes	39	97.5	No	01	2.5
Response	No. of schools	%								
Yes	39	97.5								
No	01	2.5								
	<b>(iii) Is the quantity of food grain supplied was as per the marked / indicated weight?</b>									
	All sample schools reported that the quantity of food grains that was supplied was as per the weight marked on bags.									
	<b>(iv) Is the food grain delivered at the school?</b>									
	All sample schools reported that the food grains were delivered at the door step of the school.									
	<b>(v) Is the quality of food grain good?</b>									
	The quality of food grain was found good in all sample schools except 1 school( Z.P. school Tivasa).									

<b>4.</b>	<b>REGULARITY IN DELIVERING COOKING COST TO SCHOOL LEVEL:</b>									
	<b>(i) Is school/implementing agency receiving cooking cost in advance regularly? If there is delay in delivering cooking cost, what is the extent of delay and reasons for it?</b>									
	<p>None of the schools had received cooking cost regularly. It was received after a gap of 2/4 months. It was noticed that 7 schools out of 40 schools received cooking cost of February &amp; March 2012, in May 2012, 7 schools received cooking cost of February &amp; March 2012, in April 2012, 4 schools received cooking cost of February &amp; March 2012, in June 2012, 1 school received cooking cost of February &amp; March 2012, in July 2012 and 3 schools received cooking cost of February &amp; March 2012, in August 2012, In 1 school cooking received for the month of Dec.2011 to March 2012 in the month of May 2012 ,and in 4 school for the month of Jan. to March 2012 in June 2012 . All schools reported that though the bills were submitted in time. The payment was delayed due to administrative procedure. The concerned authorities should take notice of this and do the needful for regular provision of cooking cost.</p> <p>Table.4.1. Delay in receiving cooking cost</p> <table border="1" data-bbox="394 953 912 1079"> <thead> <tr> <th>Response</th> <th>No. of schools</th> <th>%</th> </tr> </thead> <tbody> <tr> <td>Yes</td> <td>40</td> <td>100</td> </tr> <tr> <td>No</td> <td>00</td> <td>00</td> </tr> </tbody> </table>	Response	No. of schools	%	Yes	40	100	No	00	00
Response	No. of schools	%								
Yes	40	100								
No	00	00								
	<b>(ii) In case of delay, how school/implementing agency manages to ensure that there is no disruption in the feeding programme?</b>									
	<p>To avoid disruption in feeding programme the school head master or the cook were found to purchase vegetables either on credit or spent their own money. Sometime the cook herself managed to buy things such as firewood and vegetables etc on credit and ensured the continuity in the mid day-meal programme.</p>									
	<b>(iii) Is cooking cost paid by cash or through banking channel?</b>									
	<p>The cooking cost was paid through bank in all schools (100%).</p> <p>Table.4.2. Payment of cooking cost</p> <table border="1" data-bbox="391 1675 971 1797"> <thead> <tr> <th>Mode of payment</th> <th>No. of schools</th> <th>%</th> </tr> </thead> <tbody> <tr> <td>Cash</td> <td>00</td> <td>00</td> </tr> <tr> <td>Bank</td> <td>40</td> <td>100</td> </tr> </tbody> </table>	Mode of payment	No. of schools	%	Cash	00	00	Bank	40	100
Mode of payment	No. of schools	%								
Cash	00	00								
Bank	40	100								

**5. SOCIAL EQUITY:**

**i) Did you observe any gender or caste or community discrimination in cooking or serving or seating arrangements?**

In none of the schools, any discrimination with respect to gender, caste or community was observed in cooking, serving or seating arrangement.

Table.5.1. Social Equity: Discrimination observed


	No of schools	Yes	%	No	%
Cooking	40	00	00	40	100
Serving	40	00	00	40	100
Sitting	40	00	00	40	100


**ii) What is the system of serving and seating arrangements for eating?**

It was noticed that in most of in 32 schools (80%) the students used to sit in school verandaha or in classroom or in open place in school premises to consume the food. The cook and helper served the food. In 8 school (20%) students use to stand in queue to took their food.in one school it was observed that most of the students took their food at home (Z.P. school Shivara).



MDM: Students used to stand in queue to take meal

<b>6.</b>	<b>VARIETY OF MENU:</b>									
	<b>i) Has the school displayed its weekly menu at a place noticeable to community, and is it able to adhere to the menu displayed?</b>									
	<p>Very few schools (12.5%) had displayed a weekly menu at a place noticeable to community. In most of the schools (75%) it was inside school office. In 4 schools it was inside the kitchen shed.</p> <p>Table.6.1. Display of menu at a noticeable place</p> <table border="1" data-bbox="407 510 927 632"> <thead> <tr> <th>Response</th> <th>No. of schools</th> <th>%</th> </tr> </thead> <tbody> <tr> <td>Yes</td> <td>06</td> <td>12.5</td> </tr> <tr> <td>No</td> <td>34</td> <td>75.0</td> </tr> </tbody> </table>	Response	No. of schools	%	Yes	06	12.5	No	34	75.0
Response	No. of schools	%								
Yes	06	12.5								
No	34	75.0								
	<b>ii) Who decides the menu?</b>									
	<p>The state has given 4 different menus to all districts, suggesting them to select one of it for their district. The authority to select the menu was given to the committee constituted under the chairmanship of the District Chief Executive Officer. The menu selected by the district committee is followed by the all schools in the respective district.</p>									
<b>7.</b>	<b>VARIETY OF FOOD</b>									
	<b>(i) Is there variety in the food served or is the same type of food served daily?</b>									
	<p>In 36 schools (90.0%) a variety in the food preparation as given in the prescribed menu such as rice with curry or khichadi was noticed. The seasonal green vegetables were found to be used in mid-day meal.</p>  <p>MDM: Used seasonal green vegetables and dal</p>									


	<b>(ii) Dose the daily menu include rice / wheat preparation, dal and vegetables?</b>												
	It was noticed that daily menu was mainly rice preparation along with dal or curry on every alternate day, as given in the prescribed menu. The seasonal green vegetables, mostly potato and tomato were found to be used in mid-day meal.												
<b>8.</b>	<b>QUALITY &amp; QUANTITY OF MEAL :</b>												
	<b>Feedback from children on</b>												
	<b>a) Quality of meal:</b>												
	In 24 schools (60%) quality of food was found good. In 15 schools (37.5%) it was average, in 1 school it was poor (Z.P. school Tivasa)												
	Table.8.1. Quality of meal (% of schools)												
	<table border="1"> <thead> <tr> <th></th> <th>No. of schools</th> <th>%</th> </tr> </thead> <tbody> <tr> <td>Good</td> <td>24</td> <td>60</td> </tr> <tr> <td>Average</td> <td>15</td> <td>37.50</td> </tr> <tr> <td>Poor</td> <td>01</td> <td>2.5</td> </tr> </tbody> </table>		No. of schools	%	Good	24	60	Average	15	37.50	Poor	01	2.5
	No. of schools	%											
Good	24	60											
Average	15	37.50											
Poor	01	2.5											
	<b>b) Quantity of meal:</b>												
	In all sample schools the quantity of food was found to be sufficient as per the need of children.												
	Table.8.2. Quantity of meal (% of schools)												
	<table border="1"> <thead> <tr> <th></th> <th>No. of schools</th> <th>%</th> </tr> </thead> <tbody> <tr> <td>Sufficient</td> <td>40</td> <td>100</td> </tr> <tr> <td>less</td> <td>00</td> <td>00</td> </tr> </tbody> </table>		No. of schools	%	Sufficient	40	100	less	00	00			
	No. of schools	%											
Sufficient	40	100											
less	00	00											
	<b>c) {If children were not happy, please give reasons and suggestions to improve.}</b>												
	In all schools, children gave positive feedback about the food and they were found to be happy with it.												
													
	MDM: Plates provided by the state												


<b>9.</b>	<b>SUPPLEMENTARY:</b>																																								
	<b>(i) Is there school Health Card maintained for each child?</b>																																								
	Out of 40 schools, 39 schools (97.5%) had maintained a Health Card for each child. Table.9.1. Availability of Health card																																								
	<table border="1"> <thead> <tr> <th>Response</th> <th>No. of schools</th> <th>%</th> </tr> </thead> <tbody> <tr> <td>Yes</td> <td>39</td> <td>97.5</td> </tr> <tr> <td>No</td> <td>01</td> <td>2.5</td> </tr> </tbody> </table>	Response	No. of schools	%	Yes	39	97.5	No	01	2.5																															
Response	No. of schools	%																																							
Yes	39	97.5																																							
No	01	2.5																																							
	<b>(ii) What is the frequency of health check-up?</b>																																								
	The annual health check up was found to be conducted in all schools.																																								
	<b>(iii) Whether children are given micronutrients (Iron, folic acid, vitamin- A dosage) and de-worming medicine periodically?</b>																																								
	As per the guidelines given in April 2010 by the Govt of India, the State has supplied micronutrient supplementation of IFA syrup to the I to V class children and IFA capsules to VI to VIII class children.																																								
	<b>(iv) Who administers these medicines and at what frequency?</b>																																								
	The Block Resource Center has supplied these medicines and the school had given these medicines according to the instructions given by the district / state.																																								
<b>10.</b>	<b>STATUS OF COOKS:</b>																																								
	<b>(i) Who cooks and serves the meal? (Cook cum helper appointed by the Department/VEC/PRI/Self Help Group/ NGO/Contractor)</b>																																								
	In all schools cook and helper were appointed. In 39 schools (97.5%) cook and helper appointed by the SMC cooked and served the meal and in 1 school (2.5%) it was served by the SHG member.																																								
	<b>(ii) Is the number of cooks and helpers engaged in the school as per GOI norms?</b>																																								
	As per the norms given by the State the cook and helper were appointed in 31 schools (77.5%). It was found that in 9 schools (27.5%) appointments of cooks and helper were not done as per the norms, and these schools were																																								
	<table border="1"> <thead> <tr> <th>Sr. No</th> <th>Name of the school/village</th> <th>Children opted for MDM</th> <th>No. of cook cum helper appointed</th> </tr> </thead> <tbody> <tr> <td>1</td> <td>N.P. School No13 Khaparashi</td> <td>384</td> <td>1</td> </tr> <tr> <td>2</td> <td>Z.P. School Bhankheda Kh.</td> <td>221</td> <td>2</td> </tr> <tr> <td>3</td> <td>N.P. School No 4 Sheghat</td> <td>209</td> <td>1</td> </tr> <tr> <td>4</td> <td>Z.P. School Tembhurkheda</td> <td>443</td> <td>3</td> </tr> <tr> <td>5</td> <td>Z.P. School Paratwada</td> <td>662</td> <td>3</td> </tr> <tr> <td>6</td> <td>N.P. Urdu School Chandurbazar</td> <td>451</td> <td>3</td> </tr> <tr> <td>7</td> <td>Z.P. School Wadner Gangai</td> <td>367</td> <td>2</td> </tr> <tr> <td>8</td> <td>Z.P. School Chinchona</td> <td>156</td> <td>1</td> </tr> <tr> <td>9</td> <td>Z.P. School Chincholi</td> <td>90</td> <td>1</td> </tr> </tbody> </table>	Sr. No	Name of the school/village	Children opted for MDM	No. of cook cum helper appointed	1	N.P. School No13 Khaparashi	384	1	2	Z.P. School Bhankheda Kh.	221	2	3	N.P. School No 4 Sheghat	209	1	4	Z.P. School Tembhurkheda	443	3	5	Z.P. School Paratwada	662	3	6	N.P. Urdu School Chandurbazar	451	3	7	Z.P. School Wadner Gangai	367	2	8	Z.P. School Chinchona	156	1	9	Z.P. School Chincholi	90	1
Sr. No	Name of the school/village	Children opted for MDM	No. of cook cum helper appointed																																						
1	N.P. School No13 Khaparashi	384	1																																						
2	Z.P. School Bhankheda Kh.	221	2																																						
3	N.P. School No 4 Sheghat	209	1																																						
4	Z.P. School Tembhurkheda	443	3																																						
5	Z.P. School Paratwada	662	3																																						
6	N.P. Urdu School Chandurbazar	451	3																																						
7	Z.P. School Wadner Gangai	367	2																																						
8	Z.P. School Chinchona	156	1																																						
9	Z.P. School Chincholi	90	1																																						



	<p><b>(iii) What is remuneration paid to cooks cum helpers and mode of payment?</b></p> <p>The cooks and helpers appointed in schools told that they are getting per month Rs. 1000/- as remuneration. In only 2 schools they received remuneration through cheque. In 38 schools mode of payment to cooks was paid in cash.</p>														
	<p><b>(iv) Is the remuneration paid to cooks cum helpers regularly?</b></p> <p>None of the schools had paid remuneration to cooks and helpers regularly. Because the grant was not released in time from the block / district office. In most of the schools the remuneration for the month February to March 2012 received in April in 7 schools , May in 7 schools, June in 4 schools, August in 3 schools. Z.P. School Pusla (Mule) remuneration for the month of October 2011 to February received on 19<sup>th</sup> April 2012.</p>														
	<p><b>(v) Specify the social Composition of cooks cum helpers? (SC/ST/OBC/Minority)</b></p>														
	<p>In all sample schools total 75 women and 14 men cook and helper were appointed. Out of total 89 cook and helper 18 (20.22%) were from SC community, 21 (23.60%) were from ST, 13 (14.61%) were from VJNT, 33 (37.08%) were from OBC, 3 (3.37%) were from Minority community and 1(1.12%) from general category.</p> <div data-bbox="334 1178 1398 1850" style="border: 1px solid black; padding: 10px; margin: 10px auto; width: 80%;"> <p style="text-align: center;"><b>Social composition of Cooks and Helpers</b></p> <table border="1" style="margin-left: auto; margin-right: auto;"> <thead> <tr> <th>Community</th> <th>Percentage</th> </tr> </thead> <tbody> <tr> <td>SC</td> <td>20%</td> </tr> <tr> <td>ST</td> <td>24%</td> </tr> <tr> <td>VJNT</td> <td>15%</td> </tr> <tr> <td>OBC</td> <td>37%</td> </tr> <tr> <td>MINO</td> <td>3%</td> </tr> <tr> <td>GENERAL</td> <td>1%</td> </tr> </tbody> </table> </div>	Community	Percentage	SC	20%	ST	24%	VJNT	15%	OBC	37%	MINO	3%	GENERAL	1%
Community	Percentage														
SC	20%														
ST	24%														
VJNT	15%														
OBC	37%														
MINO	3%														
GENERAL	1%														

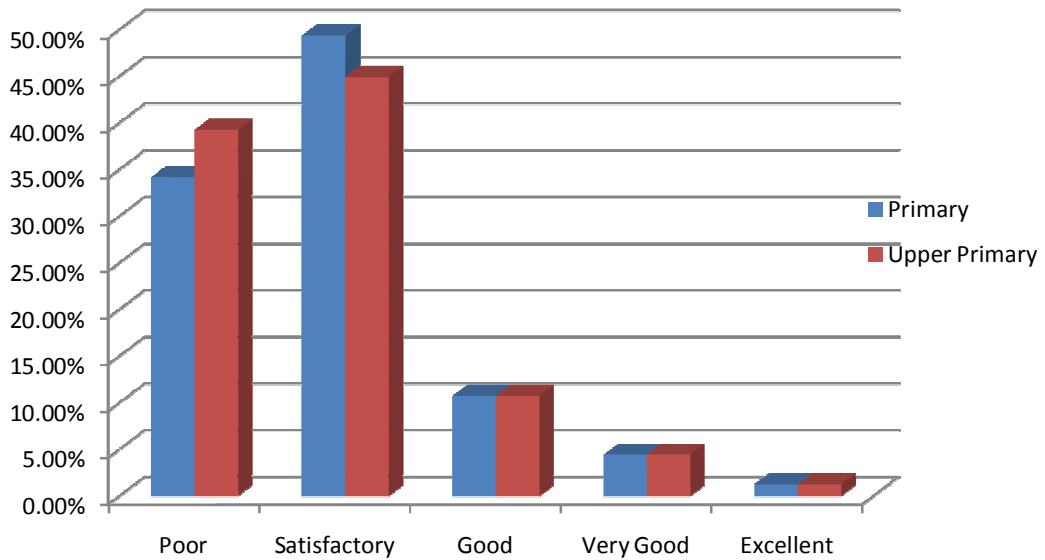
<b>11. INFRASTRUCTURE:</b>									
<b>Is a pucca kitchen shed-cum-store:</b>									
<b>i) Constructed and in use</b>									
<p>Only in 8 schools (20%) of the sample schools had a pucca kitchen shed.</p> <p>Table.11.1. Availability of pucca kitchen shed</p> <table border="1"> <thead> <tr> <th>Response</th> <th>No. of schools</th> <th>%</th> </tr> </thead> <tbody> <tr> <td>Yes</td> <td>8</td> <td>20</td> </tr> <tr> <td>No</td> <td>32</td> <td>80</td> </tr> </tbody> </table>	Response	No. of schools	%	Yes	8	20	No	32	80
Response	No. of schools	%							
Yes	8	20							
No	32	80							
<b>ii) Scheme under which Kitchen sheds constructed -MDM/SSA/Others</b>									
8 kitchen sheds were available in all the sample schools 7 (87.5%) of them were constructed under SSA, 1 was constructed by the VEC and Zilla Parishad.									
<b>iii) Constructed but not in use (Reasons for not using)</b>									
No such case was found.									
<b>iv) Under construction</b>									
No such case was found.									
<b>v) Sanctioned, but construction not started</b>									
No such case was found.									
<b>vi) Not sanctioned</b>									
80 percent of sample schools had not yet received sanction for constructing pucca kitchen shed cum-store.									
<b>vii) Any other (specify)</b>									
Nil									
<b>12. In case the pucca kitchen shed is not available, where is the food being cooked and where are the food grains / other ingredients being stored.</b>									
<p>It was observed that where the kitchen shed was not available the food was cooked in the school verandah in 4 schools (10%), unutilized spare classroom in 14 schools (35%), on open yard in 2 schools (5%), cooks home in 4 school (10%), temporary shed in schools 7 (17.5%) Anganwadi shed in 1 school (2.5%) and teachers quarter in 1 school.Z.P. School Ratnakar pohi had kitchen shed is available due less No. of student food was cooked at cooks hime.</p> <p>A large no. of schools lacked storage place for food items. It was observed that food grains were stored in classroom in 15 schools (37.5%), School office in 8 schools (20%), unutilized spare classroom in 14 schools (35%). In 2 schools (5%) food grains were stored in kitchen shed.</p>									

<b>13.</b>	<b>Whether potable water is available for cooking and drinking purpose?</b>
	Most of the 38 schools (95%) had their own source of water for cooking and drinking purpose. In only 1 school (2.5%) had Hand pump in school premises and in 37 schools (92.5%) had tap water supply which was stored in sintex tank or cement water tank being constructed. Z.P. School Ukupati had arranged to bring enough water from 1 km. distance. Z.P. School Ratnakarpohi had not water facility, only 5 students were enrolled in the school and they bring water bottle from house.
<b>14.</b>	<b>Whether utensils are available for cooking food? If, available is it adequate?</b>
	Most of the schools 37 (92.5%) reported that they had adequate utensils where as 3 schools (7.5%) reported inadequate utensils.
<b>15.</b>	<b>What is the kind of fuel used? (Gas based/firewood etc.)</b>
	<p>Fire wood was used as fuel to prepare the mid-day meal in 39 schools (97.5%) and LPG was used only in N.P. School No.4 Sheghat.</p>  <p style="text-align: center;">MDM: Firewood used as fuel in most of the schools</p>

<b>16. SAFETY &amp; HYGIENE:</b>
<b>i. General Impression of the environment, safety and hygiene:</b>
Out of 40 schools, in 11 schools (27.5%) safety arrangements were good, in 20 schools it was fair. Out of 40 schools in 9 schools (22.5%) hygiene was maintained well, in 24 schools (70%) it was fair and in 7 schools it was poor.
<b>ii. Are children encouraged to wash hands before and after eating</b>
It was observed that in 34 schools (85%), students were encouraged to wash their hands before and after eating food where as in 6 schools students were not encouraged to do so.

Children encouraged to wash hands before and after eating food
<b>iii. Do the children take meals in an orderly manner?</b>
Most of in all schools the children were taking meals in a disciplined manner. Z.P. School Shivara most of children took their food at home. Z.P. School Karanjkheda children were not present at school any time they come and took food no discipline was observed.
<b>iv. Conservation of water?</b>
It was observed that in 37 schools (92.5%) the children were encouraged to conserve water. Where as in 3 schools students were not encouragement was given to save water.
<b>v. Is the cooking process and storage of fuel safe, not posing any fire hazard?</b>
It was observed that in all sample schools the cooking process and storage of fuel was safe, not posing any fire hazard. Fire extinguishers were available in 36 schools and most of them (72%) were found in working condition.

<b>17. COMMUNITY PARTICIPATION AND AWARENESS*:</b>																																		
<b>i) Extent of participation by Parents / VECs / Panchayats / Urban bodies in daily supervision, monitoring, participation.</b>																																		
<p>The parents and SMCs were supervising and monitoring the mid-day meal scheme in 95 percent of schools but the frequency of such supervision was found to be inadequate. The reason is that most of the parents are either farmers or farm workers and during day time they are busy in the field. Hence, they could not afford to spend time for daily supervision and monitoring.</p> <p>It was found that the overall participation by Parents, SMCs, Panchayats and urban bodies was negligible in all schools.</p> <p>Table.17.1. Extent of participation Parents/community (% schools)</p> <table border="1"> <thead> <tr> <th rowspan="2"></th> <th colspan="3">Parents</th> <th colspan="3">SMC community</th> </tr> <tr> <th>Good</th> <th>Fair</th> <th>Poor</th> <th>Good</th> <th>Fair</th> <th>Poor</th> </tr> </thead> <tbody> <tr> <td>Daily supervision</td> <td>4 (10%)</td> <td>24 (60%)</td> <td>12 (30%)</td> <td>5 (12.5%)</td> <td>21 (52.5%)</td> <td>14 (35%)</td> </tr> <tr> <td>Daily monitoring</td> <td>5 (12.5%)</td> <td>18 (45%)</td> <td>17 (42.5%)</td> <td>4 (10%)</td> <td>20 (50%)</td> <td>16 (40%)</td> </tr> <tr> <td>Daily participation</td> <td>5 (12.5%)</td> <td>20 (50%)</td> <td>15 (37.5%)</td> <td>3 (7.5%)</td> <td>13 (32.5%)</td> <td>24 (60%)</td> </tr> </tbody> </table>		Parents			SMC community			Good	Fair	Poor	Good	Fair	Poor	Daily supervision	4 (10%)	24 (60%)	12 (30%)	5 (12.5%)	21 (52.5%)	14 (35%)	Daily monitoring	5 (12.5%)	18 (45%)	17 (42.5%)	4 (10%)	20 (50%)	16 (40%)	Daily participation	5 (12.5%)	20 (50%)	15 (37.5%)	3 (7.5%)	13 (32.5%)	24 (60%)
		Parents			SMC community																													
	Good	Fair	Poor	Good	Fair	Poor																												
Daily supervision	4 (10%)	24 (60%)	12 (30%)	5 (12.5%)	21 (52.5%)	14 (35%)																												
Daily monitoring	5 (12.5%)	18 (45%)	17 (42.5%)	4 (10%)	20 (50%)	16 (40%)																												
Daily participation	5 (12.5%)	20 (50%)	15 (37.5%)	3 (7.5%)	13 (32.5%)	24 (60%)																												
<b>ii) Is any roster being maintained by the community members for supervision of the MDM?</b>																																		
No roster was maintained in any school by the community members for supervision of MDM and also teachers were not found to be keen about this matter.																																		
<b>iii) Are the parents/community members aware about the following :</b>																																		
<b>a) Quantity of MDM per child at Primary &amp; upper primary : 1 2 3 4 5 (please tick)</b>																																		
Total 155 parent and SMC members out of which 88 were males and 67 were females were interviewed during the school visit. It was found that very few parents/ community members were aware about the quantity (100gr/150gr) of MDM per child at primary and upper primary level. They only said that their children were getting, sufficient food in school. Hence, it is necessary to orient the parents and community members regarding the details of MDM scheme.																																		

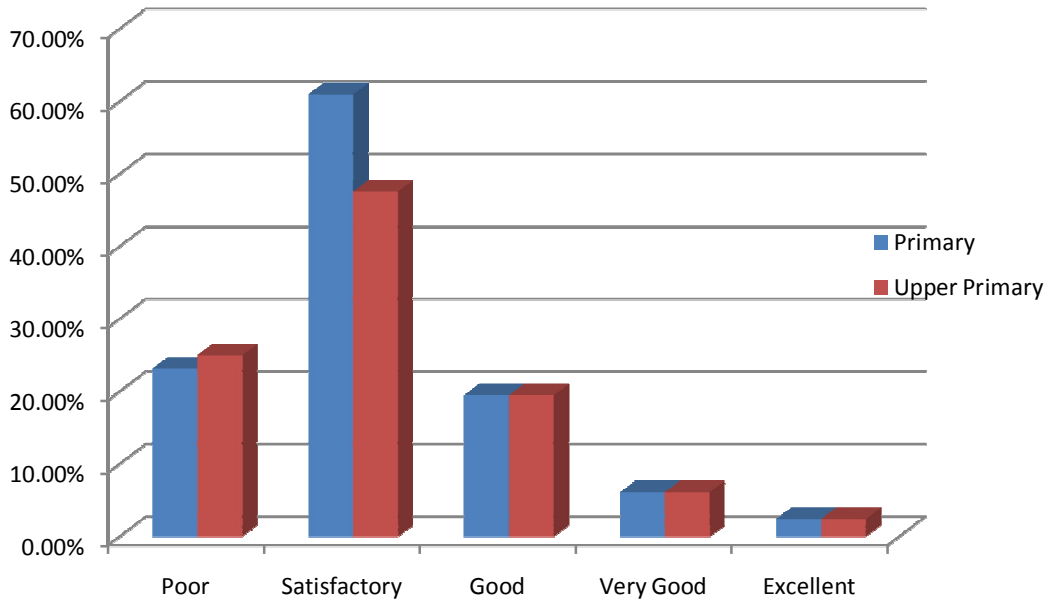
**Community awareness: Quantity of MDM per child**



**b) Entitlement of quantity and types of nutrients in MDM per child as supplied in the menu :**

When we interacted with a total of 155 parents and community members about entitlement of quantity and nutrients in MDM per child it was found that they were not fully aware about the entitlement of quantity and type of nutrients in MDM per child.

**Community awareness: Entitlement of quantity and types of nutrients per child**



	<p><b>iv) Source of awareness about the MDM scheme :</b></p>																																																						
	<p>The discussion with parents and community members revealed that teachers and students were the main source of awareness of parents and community members regarding MDM scheme.</p> <p>Table.17.4 MDM: Sources of awareness</p> <table border="1" data-bbox="399 436 1273 846"> <thead> <tr> <th>Sr. No</th> <th>Source</th> <th>Yes</th> <th>%</th> <th>No</th> <th>%</th> </tr> </thead> <tbody> <tr> <td>1</td> <td>Newspaper/ Magazine</td> <td>07</td> <td>17.5</td> <td>33</td> <td>82.5</td> </tr> <tr> <td>2</td> <td>Villagers/Friends/Relatives</td> <td>07</td> <td>17.5</td> <td>33</td> <td>82.5</td> </tr> <tr> <td>3</td> <td>Teacher</td> <td>40</td> <td>100</td> <td>00</td> <td>00</td> </tr> <tr> <td>4</td> <td>School (where the child is studying)</td> <td>33</td> <td>82.5</td> <td>07</td> <td>17.5</td> </tr> <tr> <td>5</td> <td>Radio</td> <td>02</td> <td>5.00</td> <td>38</td> <td>95.00</td> </tr> <tr> <td>6</td> <td>Television</td> <td>04</td> <td>10.00</td> <td>36</td> <td>90.00</td> </tr> <tr> <td>7</td> <td>Website</td> <td>01</td> <td>2.5</td> <td>39</td> <td>97.5</td> </tr> <tr> <td>8</td> <td>Any other</td> <td>00</td> <td>00</td> <td>40</td> <td>100</td> </tr> </tbody> </table>	Sr. No	Source	Yes	%	No	%	1	Newspaper/ Magazine	07	17.5	33	82.5	2	Villagers/Friends/Relatives	07	17.5	33	82.5	3	Teacher	40	100	00	00	4	School (where the child is studying)	33	82.5	07	17.5	5	Radio	02	5.00	38	95.00	6	Television	04	10.00	36	90.00	7	Website	01	2.5	39	97.5	8	Any other	00	00	40	100
Sr. No	Source	Yes	%	No	%																																																		
1	Newspaper/ Magazine	07	17.5	33	82.5																																																		
2	Villagers/Friends/Relatives	07	17.5	33	82.5																																																		
3	Teacher	40	100	00	00																																																		
4	School (where the child is studying)	33	82.5	07	17.5																																																		
5	Radio	02	5.00	38	95.00																																																		
6	Television	04	10.00	36	90.00																																																		
7	Website	01	2.5	39	97.5																																																		
8	Any other	00	00	40	100																																																		
<p><b>18. INSPECTION &amp; SUPERVISION</b></p>																																																							
	<p><b>i) Has the mid day meal programme been inspected by any state / district / block level officers/officials?</b></p>																																																						
	<p>In all schools, the mid-day meal programme was inspected regularly either by teachers or by headmasters. In 31 schools (77.5%) it was inspected by the CRCC and in 21 schools (52.5%) it was inspected by the BRC level officials.</p> <p>Table.18.1 MDM: Inspection and Supervision</p> <table border="1" data-bbox="420 1194 1273 1434"> <thead> <tr> <th>Sr. No</th> <th>Inspection and Supervision</th> <th>Yes</th> <th>%</th> <th>No</th> <th>%</th> </tr> </thead> <tbody> <tr> <td>1</td> <td>State level officers/officials</td> <td>00</td> <td>00</td> <td>40</td> <td>100</td> </tr> <tr> <td>2</td> <td>District level officers/officials</td> <td>03</td> <td>7.5</td> <td>37</td> <td>92.5</td> </tr> <tr> <td>3</td> <td>Block level officers/officials</td> <td>24</td> <td>60.0</td> <td>16</td> <td>40.0</td> </tr> <tr> <td>4</td> <td>Cluster level officers/officials</td> <td>36</td> <td>90.0</td> <td>04</td> <td>10.0</td> </tr> </tbody> </table>	Sr. No	Inspection and Supervision	Yes	%	No	%	1	State level officers/officials	00	00	40	100	2	District level officers/officials	03	7.5	37	92.5	3	Block level officers/officials	24	60.0	16	40.0	4	Cluster level officers/officials	36	90.0	04	10.0																								
Sr. No	Inspection and Supervision	Yes	%	No	%																																																		
1	State level officers/officials	00	00	40	100																																																		
2	District level officers/officials	03	7.5	37	92.5																																																		
3	Block level officers/officials	24	60.0	16	40.0																																																		
4	Cluster level officers/officials	36	90.0	04	10.0																																																		
	<p><b>ii) The frequency of such inspections?</b></p>																																																						
	<p>The frequency of such inspection by DPO in 1 school for half yearly and in 2 schools in yearly. BRC level officials visited in 5 schools monthly, bimonthly in 2 schools, quarterly in 5 schools, Half yearly in 3 schools and yearly in 7 schools. CRC level official was weekly in 2 schools, fortnightly in 4 schools, monthly in 19 schools, bimonthly in 3 schools, quarterly in 4 schools and half yearly in 4 schools.</p>																																																						

	<b>iii) Remarks made by the visiting of officers? if any?</b>
	The most common remark by the visiting officers was "according to the menu mid-day meal was prepared and served" No specific suggestions were given regarding the preparation and its quality.
<b>19.</b>	<b>IMPACT</b>
	<b>Has the mid day meal improved the enrollment, attendance of children in school, any improvement in general well being, nutritional status of the children (to be verified from school record, discussion with students, teachers and parents. Is there any other incidental benefit to the children and school due to serving of mid-day-meal by VEC, PRI members?</b>
	It was reported that in all 40 schools the mid-day meal programme had helped to improve the attendance.
<b>B.</b>	<b>Any other issues relevant to MDM implementation</b>
	<b>MI may give a maximum 2 page note, on any other issues, relevant to MDM implementation, not covered above.</b>
	All issues, relevant to MDM implementation are covered.



**[14 (a) School list with DISE code and Criteria visited by MI**

**District 4: Amravati**

Sr.No	Name of the school/ Village	Type of school	DISE Code	criteria
1	MNP Girl School No. 1 Bhaji Bazar	PS	1506403	g
2	MNP School Rahatgaon	PS with UPS	1500303	g
3	MNP Marathi School No.13 Chaparshipura	PS with UPS	1500401	g
4	Z.P. School Bhankhed (Kh)	PS with UPS	0202001	f,e
5	Z.P. School Ukupati	PS with UPS	0905901	d,k
6	Z.P. School Khamda	PS	0910101	h
7	Z.P. School Ranipisa	PS with UPS	0915001	k,d
8	Z.P. School Jamgaon (M)	PS with UPS	1409701	b
9	N.P. School No-4 Shendur Ghat	PS with UPS	1410605	g
10	Z.P. School Pusala (Mule)	PS with UPS	1409301	d,e
11	Z.P. School Tembhurkheda	PS with UPS	1407701	j
12	Z.P. School Khongada	PS	0614401	a
13	Z.P. School Karanjkheda	PS	0607201	i
14	Z.P. School Chikhali	PS with UPS	0604101	j,e
15	Z.P. School Morshi	PS with UPS	1108711	a
16	Z.P. School Vichori	PS with UPS	1104401	d
17	N.P. School No.2 Morshi	PS with UPS	1108702	g
18	Z.P. School Pimpri	PS with UPS	1102101	b
19	Z.P. School Dhamangaon Gadhi	PS with UPS	0109301	j
20	Z.P. School Malhara	PS with UPS	0112501	k
21	N.P. Urdu School	PS with UPS	0115013	l
22	Z.P. School Sambhora	PS	0508301	b
23	N.P. Marathi School No.1 Chandur Bazar	PS	0509404	g
24	N.P. Urdu School No.1 Chandur Bazar	PS	0509406	l
25	Z.P. School Ratnapur Pahi	PS	0303702	e
26	N.P. Marathi School No.3 Anjangaon Surji	PS	0306803	g,e
27	Z.P. School Wadala Ghatkheda	PS	0401701	h
28	Z.P. School Checharwadi	PS	0406301	k
29	Z.P. School Samda	PS with UPS	0806901	b
30	Z.P. School Wadnergangai	PS with UPS	0809301	j
31	Z.P. School Lohgaon	PS with UPS	1208601	a
32	Z.P. School Shivra	PS with UPS	1210701	b
33	Z.P. School Chinchona	PS	0301101	f
34	Z.P. School Jawala	PS with UPS	0707601	i
35	N.P.School Chandur Rly	PS	0701004	g
36	Z.P. School Baggi	PS with UPS	0704001	k
37	Z.P. School Shirajgaon	PS with UPS	1304001	d
38	Z.P. School Bhivapur	PS with UPS	1304501	j
39	Z.P. School Chincholi	PS with UPS	1003301	b
40	Z.P. School Jalgaon Arvi	PS	1006801	c

## Chapter 7

### Half Yearly Monitoring Report of Mid Day-Meal


#### For District: 5 Yavatmal

(ii)	Period of the Report	01-04-2012 to 31-10-2012
(iv)	Date of visit to the District/Schools	03-09-2012 to 08-09-2012.

<b>1.</b>	<b>REGULARITY IN SERVING MEAL:</b>																																							
	<b>Whether the school is serving hot cooked meal daily? If there was interruption, what was the extent and reasons for the same?</b>																																							
	<p>40 schools selected on the basis of the criteria given by the Govt. of India were visited during 03-08 September 2012. The schools in Yavatmal district after summer vacation reopened on 26<sup>th</sup> of June 2012. We had checked the records from beginning of the academic year. It was observed that all schools were serving a hot cooked meal every day except the interruption period in 08 schools (20%). School wise details are given below.</p> <table border="1"> <thead> <tr> <th>Sr No</th> <th>Name of the school/ village</th> <th>Interruption</th> <th>Details</th> </tr> </thead> <tbody> <tr> <td>1</td> <td>N.P. school No 20,Yavatmal</td> <td>16 days</td> <td>1-16 August 2012</td> </tr> <tr> <td>2</td> <td>Z.P School Hiwari</td> <td>18 days</td> <td>1-18 July 2012</td> </tr> <tr> <td>3</td> <td>Z.P School Rampur</td> <td>15 days</td> <td>1-15 July 2012</td> </tr> <tr> <td>4</td> <td>Z.P. School Kalgaon</td> <td>20 days</td> <td>26 June-15 July 2012</td> </tr> <tr> <td>5</td> <td>Z.P School Pimpari road</td> <td>10 days</td> <td>26 June-15 July 2012</td> </tr> <tr> <td>6</td> <td>Z.P School Pardi</td> <td>7 days</td> <td>9 – 16 July 2012</td> </tr> <tr> <td>7</td> <td>Z.P School Mahagaon</td> <td>4 days</td> <td>27 -30 June 2012</td> </tr> <tr> <td>8</td> <td>Z.P School Astona</td> <td>27 days</td> <td>9 Aug,-6 Sept.2012</td> </tr> </tbody> </table> <p>In Z.P. school Hivari flood affected rice was destroyed,hence the interruption was occurred.</p>				Sr No	Name of the school/ village	Interruption	Details	1	N.P. school No 20,Yavatmal	16 days	1-16 August 2012	2	Z.P School Hiwari	18 days	1-18 July 2012	3	Z.P School Rampur	15 days	1-15 July 2012	4	Z.P. School Kalgaon	20 days	26 June-15 July 2012	5	Z.P School Pimpari road	10 days	26 June-15 July 2012	6	Z.P School Pardi	7 days	9 – 16 July 2012	7	Z.P School Mahagaon	4 days	27 -30 June 2012	8	Z.P School Astona	27 days	9 Aug,-6 Sept.2012
Sr No	Name of the school/ village	Interruption	Details																																					
1	N.P. school No 20,Yavatmal	16 days	1-16 August 2012																																					
2	Z.P School Hiwari	18 days	1-18 July 2012																																					
3	Z.P School Rampur	15 days	1-15 July 2012																																					
4	Z.P. School Kalgaon	20 days	26 June-15 July 2012																																					
5	Z.P School Pimpari road	10 days	26 June-15 July 2012																																					
6	Z.P School Pardi	7 days	9 – 16 July 2012																																					
7	Z.P School Mahagaon	4 days	27 -30 June 2012																																					
8	Z.P School Astona	27 days	9 Aug,-6 Sept.2012																																					
<b>2.</b>	<b>TRENDS:</b>																																							
	<b>Extent of variation (As per school records vis-à-vis actual position/status on the day of visit)</b>																																							
	<table border="1"> <thead> <tr> <th>Sr No</th> <th>Details</th> <th>Boys</th> <th>Girls</th> <th>Total</th> </tr> </thead> <tbody> <tr> <td>1.</td> <td>Enrollment</td> <td>3820</td> <td>3745</td> <td>7565</td> </tr> <tr> <td>2.</td> <td>No of children opted for Mid day meal</td> <td>3820</td> <td>3745</td> <td>7565</td> </tr> <tr> <td>3.</td> <td>No. of children attending the school on the day of visit</td> <td>3101</td> <td>3189</td> <td>6290</td> </tr> <tr> <td>4.</td> <td>No. of children availing MDM as per MDM Register</td> <td>3101</td> <td>3189</td> <td>6290</td> </tr> <tr> <td>5.</td> <td>No. of children actually availing MDM on the day of visit</td> <td>3101</td> <td>3189</td> <td>6290</td> </tr> <tr> <td>6.</td> <td>No. of children availing MDM on the previous day</td> <td>3241</td> <td>3380</td> <td>6621</td> </tr> </tbody> </table>				Sr No	Details	Boys	Girls	Total	1.	Enrollment	3820	3745	7565	2.	No of children opted for Mid day meal	3820	3745	7565	3.	No. of children attending the school on the day of visit	3101	3189	6290	4.	No. of children availing MDM as per MDM Register	3101	3189	6290	5.	No. of children actually availing MDM on the day of visit	3101	3189	6290	6.	No. of children availing MDM on the previous day	3241	3380	6621	
Sr No	Details	Boys	Girls	Total																																				
1.	Enrollment	3820	3745	7565																																				
2.	No of children opted for Mid day meal	3820	3745	7565																																				
3.	No. of children attending the school on the day of visit	3101	3189	6290																																				
4.	No. of children availing MDM as per MDM Register	3101	3189	6290																																				
5.	No. of children actually availing MDM on the day of visit	3101	3189	6290																																				
6.	No. of children availing MDM on the previous day	3241	3380	6621																																				

	All children enrolled in the school opted for mid-day meal. No variation was found between the number of children availing mid-day-meal as per MDM register and actual number of children availed mid-day meal. On the day of visit. 83.14 percent of children had taken mid-day meal, and 87.52 percent of children had taken mid-day meal on the previous day.									
<b>3.</b>	<b>REGULARITY IN DELIVERING FOOD GRAINS TO SCHOOL LEVEL:</b>									
	<b>(i) Is school/implementing agency receiving food grains regularly? If there is delay in delivering food grains, what is the extent of delay and reasons for the same?</b>									
	<p>25 schools (62,5%) had received food grains regularly and a delay in delivering food grains was noticed in 15 schools. The previous stock was available with some school hence there is not regular time table to provide food grains. e.g. In the Z.P. school Pandavvahir food grains material for the month of January and February 2012 was supplied on 24 Feb.2012, for the month of June, July and August material was supplied on 13 July 2012, for the month of Sept. &amp; Oct they supplied on 3 Sept 2012. It was observed that no fix time table to supply the food material.</p> <p>Table.3.1 Delay in receiving food grains</p> <table border="1"> <thead> <tr> <th>Response</th> <th>No. of schools</th> <th>%</th> </tr> </thead> <tbody> <tr> <td>Yes</td> <td>15</td> <td>47.5</td> </tr> <tr> <td>No</td> <td>25</td> <td>62.5</td> </tr> </tbody> </table>	Response	No. of schools	%	Yes	15	47.5	No	25	62.5
Response	No. of schools	%								
Yes	15	47.5								
No	25	62.5								
	<b>(ii) Is buffer stock of one-month's requirement maintained?</b>									
	<p>From the previous year the State has started supplying rice, pulses and condiments through a centralized agency- viz. Maharashtra State Co-operative Marketing Federation Ltd. It was observed that the stock of two months was supplied at the same time by the federation, therefore there was one month's additional stock in 39 schools (97.5%).</p> <p>Table.3.2 Buffer stock maintenance</p> <table border="1"> <thead> <tr> <th>Response</th> <th>No. of schools</th> <th>%</th> </tr> </thead> <tbody> <tr> <td>Yes</td> <td>39</td> <td>97.5</td> </tr> <tr> <td>No</td> <td>1</td> <td>2.5</td> </tr> </tbody> </table>	Response	No. of schools	%	Yes	39	97.5	No	1	2.5
Response	No. of schools	%								
Yes	39	97.5								
No	1	2.5								
	<b>(iii) Is the quantity of food grain supplied was as per the marked / indicated weight?</b>									
	All sample schools reported that the quantity of food grains that was supplied was as per the weight marked on bags.									

	<b>(iv) Is the food grain delivered at the school?</b>									
	All sample schools reported that the food grains were delivered at the door step of the school.									
	<b>(v) Is the quality of food grain good?</b>									
	The quality of food grain was found good in all sample schools.									
<b>4.</b>	<b>REGULARITY IN DELIVERING COOKING COST TO SCHOOL LEVEL:</b>									
	<b>(i) Is school/implementing agency receiving cooking cost in advance regularly? If there is delay in delivering cooking cost, what is the extent of delay and reasons for it?</b>									
	<p>None of the schools had received cooking cost regularly. It was received after a gap of 4/5 months. e.g. Z.P. school Bijora had got cooking cost for the month of June to October 2011 on 2 January 2012, for the month of November 2011 to January 2012 On 22 March 2012 and February to March 2012 they got cooking cost on 22 March 2012 . All schools reported that though the bills were submitted in time. The payment was delayed due to administrative procedure. The concerned authorities should take notice of this and do the needful for regular provision of cooking cost.</p> <p>Table.4.1. Delay in receiving cooking cost</p> <table border="1"> <thead> <tr> <th>Response</th> <th>No. of schools</th> <th>%</th> </tr> </thead> <tbody> <tr> <td>Yes</td> <td>40</td> <td>100</td> </tr> <tr> <td>No</td> <td>00</td> <td>00</td> </tr> </tbody> </table>	Response	No. of schools	%	Yes	40	100	No	00	00
Response	No. of schools	%								
Yes	40	100								
No	00	00								
	<b>(ii) In case of delay, how school/implementing agency manages to ensure that there is no disruption in the feeding programme?</b>									
	To avoid disruption in feeding programme the school head master or the cook were found to purchase vegetables either on credit or spent their own money. Sometime the cook herself managed to buy things such as firewood and vegetables etc on credit and ensured the continuity in the mid day-meal programme.									
	<b>(iii) Is cooking cost paid by cash or through banking channel?</b>									
	<p>The cooking cost was paid through bank in all schools (100%).</p> <p>Table.4.2. Payment of cooking cost</p> <table border="1"> <thead> <tr> <th>Mode of payment</th> <th>No. of schools</th> <th>%</th> </tr> </thead> <tbody> <tr> <td>Cash</td> <td>00</td> <td>00</td> </tr> <tr> <td>Bank</td> <td>40</td> <td>100</td> </tr> </tbody> </table>	Mode of payment	No. of schools	%	Cash	00	00	Bank	40	100
Mode of payment	No. of schools	%								
Cash	00	00								
Bank	40	100								

<b>5.</b>	<b>SOCIAL EQUITY:</b>																								
	<b>i) Did you observe any gender or caste or community discrimination in cooking or serving or seating arrangements?</b>																								
	<p>In none of the schools, any discrimination with respect to gender, caste or community was observed in cooking, serving or seating arrangement.</p> <p>Table.5.1. Social Equity: Discrimination observed</p> <table border="1" data-bbox="415 520 1084 709"> <thead> <tr> <th></th> <th>No of schools</th> <th>Yes</th> <th>%</th> <th>No</th> <th>%</th> </tr> </thead> <tbody> <tr> <td>Cooking</td> <td>40</td> <td>00</td> <td>00</td> <td>40</td> <td>100</td> </tr> <tr> <td>Serving</td> <td>40</td> <td>00</td> <td>00</td> <td>40</td> <td>100</td> </tr> <tr> <td>Sitting</td> <td>40</td> <td>00</td> <td>00</td> <td>40</td> <td>100</td> </tr> </tbody> </table>		No of schools	Yes	%	No	%	Cooking	40	00	00	40	100	Serving	40	00	00	40	100	Sitting	40	00	00	40	100
	No of schools	Yes	%	No	%																				
Cooking	40	00	00	40	100																				
Serving	40	00	00	40	100																				
Sitting	40	00	00	40	100																				
	<b>ii) What is the system of serving and seating arrangements for eating?</b>																								
	<p>It was noticed that in 22 schools (55%) the students used to sit in school verandaha or in classroom or in open place in school premises and the cook and helper served the food. In 18 schools students used to stand in queue to get the food.</p>  <p>MDM: Used to sit in classroom to take meal</p>																								

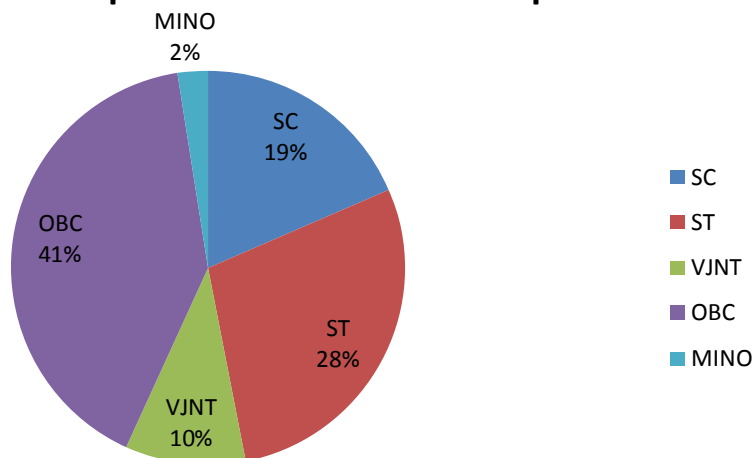
<b>6.</b>	<b>VARIETY OF MENU:</b>												
	<b>i) Has the school displayed its weekly menu at a place noticeable to community, and is it able to adhere to the menu displayed?</b>												
	<p>Very few 7 schools (17.5%) had displayed a weekly menu at a place noticeable to community. In most of the 30 schools (75%) it was inside school office. In 1 schools it was inside the kitchen shed. In 2 schools menu was kept in file. It was found that the prescribed menu was not followed in 04 schools (10%) and the reason was insufficient supply of split pulses.</p> <p>Table.6.1. Display of menu at a noticeable place</p> <table border="1"> <thead> <tr> <th>Response</th> <th>No. of schools</th> <th>%</th> </tr> </thead> <tbody> <tr> <td>Yes</td> <td>7</td> <td>17.5</td> </tr> <tr> <td>No</td> <td>33</td> <td>82.5</td> </tr> </tbody> </table>	Response	No. of schools	%	Yes	7	17.5	No	33	82.5			
Response	No. of schools	%											
Yes	7	17.5											
No	33	82.5											
	<b>ii) Who decides the menu?</b>												
	The state has given 4 different menus to all districts, suggesting them to select one of it for their district. The authority to select the menu was given to the committee constituted under the chairmanship of the District Chief Executive Officer. The menu selected by the district committee is followed by the all schools in the respective district.												
<b>7.</b>	<b>VARIETY OF FOOD</b>												
	<b>(i) Is there variety in the food served or is the same type of food served daily?</b>												
	In 38 schools (95%) a variety in the food preparation as given in the prescribed menu such as rice with curry or khichadi was noticed. The seasonal green vegetables were found to be used in mid-day meal. Mostly tomato and potato were used as vegetable .												
	<b>(ii) Dose the daily menu include rice / wheat preparation, dal and vegetables?</b>												
	It was noticed that daily menu was mainly rice preparation along with dal or curry on every alternate day, as given in the prescribed menu.												
<b>8.</b>	<b>QUALITY &amp; QUANTITY OF MEAL :</b>												
	<b>Feedback from children on</b>												
	<b>a) Quality of meal:</b>												
	<p>In 23 schools (55.5%) quality of food was found good. In 15 schools (37.5%) it was average. And in 2 schools it was poor.</p> <p>Table.8.1. Quality of meal (% of schools)</p> <table border="1"> <thead> <tr> <th></th> <th>No. of schools</th> <th>%</th> </tr> </thead> <tbody> <tr> <td>Good</td> <td>23</td> <td>55.5</td> </tr> <tr> <td>Average</td> <td>15</td> <td>37.5</td> </tr> <tr> <td>Poor</td> <td>02</td> <td>05</td> </tr> </tbody> </table>		No. of schools	%	Good	23	55.5	Average	15	37.5	Poor	02	05
	No. of schools	%											
Good	23	55.5											
Average	15	37.5											
Poor	02	05											

	<b>b) Quantity of meal:</b>									
	In all sample schools the quantity of food was found to be sufficient as per the need of children. <p style="text-align: center;">Table.8.2. Quantity of meal (% of schools)</p> <table border="1" style="margin-left: auto; margin-right: auto;"> <thead> <tr> <th></th> <th>No. of schools</th> <th>%</th> </tr> </thead> <tbody> <tr> <td>Sufficient</td> <td>40</td> <td>100</td> </tr> <tr> <td>less</td> <td>00</td> <td>00</td> </tr> </tbody> </table>		No. of schools	%	Sufficient	40	100	less	00	00
	No. of schools	%								
Sufficient	40	100								
less	00	00								
	<b>c) {If children were not happy, please give reasons and suggestions to improve.}</b>									
	In all schools, children gave positive feedback about the food and they were found to be happy with it.									
<b>9.</b>	<b>SUPPLEMENTARY:</b>									
	<b>(i) Is there school Health Card maintained for each child?</b>									
	In all 40 schools had maintained a Health Card for each child. <p style="text-align: center;">Table.9.1. Availability of Health card</p> <table border="1" style="margin-left: auto; margin-right: auto;"> <thead> <tr> <th>Response</th> <th>No. of schools</th> <th>%</th> </tr> </thead> <tbody> <tr> <td>Yes</td> <td>40</td> <td>100</td> </tr> <tr> <td>No</td> <td>00</td> <td>00</td> </tr> </tbody> </table>	Response	No. of schools	%	Yes	40	100	No	00	00
Response	No. of schools	%								
Yes	40	100								
No	00	00								
	<b>(ii) What is the frequency of health check-up?</b>									
	The annual health check up was found to be conducted in all schools.									
	<b>(iii) Whether children are given micronutrients (Iron, folic acid, vitamin- A dosage) and de-worming medicine periodically?</b>									
	As per the guidelines given in April 2010 by the Govt of India, the State has supplied micronutrient supplementation of IFA syrup to the I to V class children and IFA capsules to VI to VIII class children.									
	<b>(iv) Who administers these medicines and at what frequency?</b>									
	The Block Resource Center has supplied these medicines and the school had given these medicines according to the instructions given by the district / state.									
<b>10</b>	<b>STATUS OF COOKS:</b>									
	<b>(i) Who cooks and serves the meal? (Cook cum helper appointed by the Department/VEC/PRI/Self Help Group/ NGO/Contractor)</b>									
	In all schools cook and helper were appointed. In 37 schools (92.5%) cook and helper appointed by the SMC cooked and served the meal and in 3 schools (7.5%) it was served by the SHG member.									

	<b>(ii) Is the number of cooks and helpers engaged in the school as per GOI norms?</b>																																																												
	As per the norms given by the State the cook and helper were appointed in 26 schools (65.0%). It was found that in 14 schools (35.0%) appointments of cooks and helper were not done as per the norms, and these schools were																																																												
	<table border="1"> <thead> <tr> <th>Sr. No</th> <th>Name of the school/village</th> <th>Children opted for MDM</th> <th>No. of cook cum helper appointed</th> </tr> </thead> <tbody> <tr> <td>1</td> <td>N.P. School No.20 Yavatmal</td> <td>504</td> <td>2</td> </tr> <tr> <td>2</td> <td>N.P. Urdu Girls School No 14 Islampura Yavatmal</td> <td>343</td> <td>2</td> </tr> <tr> <td>3</td> <td>N.P. School no 10 Yavatmal</td> <td>256</td> <td>2</td> </tr> <tr> <td>4</td> <td>N.P. School No 5 Patipura Yavatmal</td> <td>280</td> <td>2</td> </tr> <tr> <td>5</td> <td>N.P. School No 4 Vani</td> <td>531</td> <td>2</td> </tr> <tr> <td>6</td> <td>Z.P. School Bahattar</td> <td>35</td> <td>1</td> </tr> <tr> <td>7</td> <td>N.P. Girls School No 1 Pusad</td> <td>85</td> <td>1</td> </tr> <tr> <td>8</td> <td>Z.P. School Januna</td> <td>207</td> <td>2</td> </tr> <tr> <td>9</td> <td>Z.P. School Dabhadi</td> <td>213</td> <td>2</td> </tr> <tr> <td>10</td> <td>Z.P. School Manoli</td> <td>286</td> <td>2</td> </tr> <tr> <td>11</td> <td>Z.P. School Pardi</td> <td>263</td> <td>2</td> </tr> <tr> <td>12</td> <td>N.P. School No.2 Digras</td> <td>370</td> <td>3</td> </tr> <tr> <td>13</td> <td>N.P. School No 1 Darwha</td> <td>226</td> <td>2</td> </tr> <tr> <td>14</td> <td>N.P. School No. 1 Ner</td> <td>250</td> <td>1</td> </tr> </tbody> </table>	Sr. No	Name of the school/village	Children opted for MDM	No. of cook cum helper appointed	1	N.P. School No.20 Yavatmal	504	2	2	N.P. Urdu Girls School No 14 Islampura Yavatmal	343	2	3	N.P. School no 10 Yavatmal	256	2	4	N.P. School No 5 Patipura Yavatmal	280	2	5	N.P. School No 4 Vani	531	2	6	Z.P. School Bahattar	35	1	7	N.P. Girls School No 1 Pusad	85	1	8	Z.P. School Januna	207	2	9	Z.P. School Dabhadi	213	2	10	Z.P. School Manoli	286	2	11	Z.P. School Pardi	263	2	12	N.P. School No.2 Digras	370	3	13	N.P. School No 1 Darwha	226	2	14	N.P. School No. 1 Ner	250	1
Sr. No	Name of the school/village	Children opted for MDM	No. of cook cum helper appointed																																																										
1	N.P. School No.20 Yavatmal	504	2																																																										
2	N.P. Urdu Girls School No 14 Islampura Yavatmal	343	2																																																										
3	N.P. School no 10 Yavatmal	256	2																																																										
4	N.P. School No 5 Patipura Yavatmal	280	2																																																										
5	N.P. School No 4 Vani	531	2																																																										
6	Z.P. School Bahattar	35	1																																																										
7	N.P. Girls School No 1 Pusad	85	1																																																										
8	Z.P. School Januna	207	2																																																										
9	Z.P. School Dabhadi	213	2																																																										
10	Z.P. School Manoli	286	2																																																										
11	Z.P. School Pardi	263	2																																																										
12	N.P. School No.2 Digras	370	3																																																										
13	N.P. School No 1 Darwha	226	2																																																										
14	N.P. School No. 1 Ner	250	1																																																										
	<b>(iii) What is remuneration paid to cooks cum helpers and mode of payment?</b>																																																												
	The cooks and helpers appointed in schools told that they are getting per month Rs. 1000/- as remuneration. In some schools where appointments of cooks are not as per norms they are more remuneration. In schools mode of payment to cooks was through bank only in 2 schools and in 38 schools it was paid in cash.																																																												
	<b>(iv) Is the remuneration paid to cooks cum helpers regularly?</b>																																																												
	None of the schools had paid remuneration to cooks and helpers regularly. Because the grant was not released in time from the block / district office.																																																												
	<b>(v) Specify the social Composition of cooks cum helpers? (SC/ST/OBC/Minority)</b>																																																												
	In all sample schools 73 women and 8 male were appointed as cook and helper. Out of total 81 cooks and helper 15 (18.52%) were from SC community, 23 (28.4%) were from ST, 8 (9.88%) were from VJNT, 33 (40.74%) were from OBC and 2 (2.47%) were from Minority community.																																																												



### Social composition of Cooks and Helpers



#### 11. INFRASTRUCTURE:

##### Is a pucca kitchen shed-cum-store:

##### i) Constructed and in use

Only in 9 schools 22.5 % of the sample schools had a pucca kitchen shed.

Table.11.1. Availability of pucca kitchen shed

Response	No. of schools	%
Yes	9	22.5
No	31	77.5

##### ii) Scheme under which Kitchen sheds constructed -MDM/SSA/Others

Where the kitchen sheds were available 7 of them were constructed under SSA (77.78%), 1 was constructed under MDM scheme (11.11%) and 1 kitchen sheds was constructed by Manav vikas .

##### iii) Constructed but not in use (Reasons for not using)

No such case was found.

##### iv) Under construction

No such case was found.

##### v) Sanctioned, but construction not started


No such case was found.


##### vi) Not sanctioned

77.5 percent of sample schools had not yet received sanction for constructing pucca kitchen shed cum-store.

##### vii) Any other (specify)

Nil

<p><b>12.</b></p>	<p><b>In case the pucca kitchen shed is not available, where is the food being cooked and where are the food grains / other ingredients being stored.</b></p>
	<p>It was observed that where the kitchen shed was not available the food was cooked in the school verandah in 6 schools (15%), unutilized spare classroom in 8 schools (20%), on open yard in 10 schools (25%), cooks home in 3 school (7.5%), temporary shed in schools 3 (7.5%) and teachers quarter in 1 school (2.5%) .</p>  <p style="text-align: center;">MDM: Food cooked in temporary shed</p> <p>A large no. of schools lacked storage place for food items. It was observed that food grains were stored in classroom in 13 schools (32.5%), School office in 4 schools (10%), unutilized classroom in 16 schools (40%). In 3 schools (7.5%) food grains were stored in kitchen shed.</p>
<p><b>13.</b></p>	<p><b>Whether potable water is available for cooking and drinking purpose?</b></p>
	<p>In most of the schools had their won source of portable water for cooking and drinking. In the 16 schools (40 %) had Hand pump in school premises and in 18 schools (45%) had tap water supply which was stored in sintex tank or cement water tank being constructed. In the 5 schools had not their own source of water facility they bring water from other place and stored in vessel. In Z.P. school Jadmoha water facility was not available so students bring water bottles from home.</p>
<p><b>14.</b></p>	<p><b>Whether utensils are available for cooking food? If, available is it adequate?</b></p>
	<p>Most of the schools 32 (80%) reported that they had adequate utensils where as 8 schools reported inadequate utensils.</p>

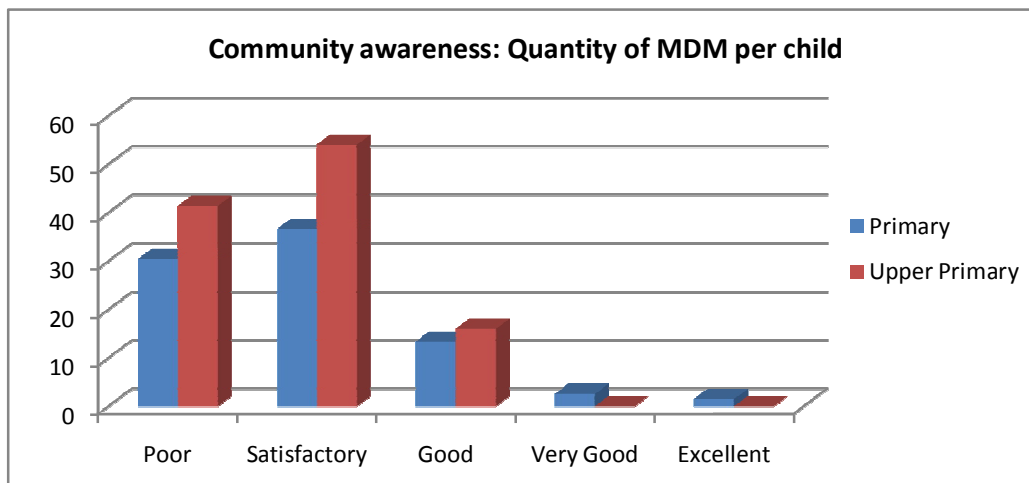
15.	<b>What is the kind of fuel used? (Gas based/firewood etc.)</b>
	<p>Fire wood was used as fuel to prepare the mid-day meal in 38 schools (95%) and LPG was used in only 2 schools (5%).</p>  <p style="text-align: center;">MDM: Firewood used as fuel in most of the schools</p>
16.	<b>SAFETY &amp; HYGIENE:</b>
	<b>i. General Impression of the environment, safety and hygiene:</b>
	<p>Out of 40 schools, in 2 schools (5%) safety arrangements were good in 27 schools it was fair and in 11 school it was poor. Out of 40 schools in 2 schools (5%) hygiene was maintained well, in 28 schools (70%) it was fair and in 10 school it was poor .</p>
	<b>ii. Are children encouraged to wash hands before and after eating</b>
	<p>It was observed that in 36 schools (90%), students were encouraged to wash their hands before and after eating food where as in 4 schools students were not encouraged to do so.</p>  <p style="text-align: center;">Children encouraged to wash hands before and after eating food</p>

	<b>iii. Do the children take meals in an orderly manner?</b>																																		
	Except the Nagar Parishad school No. 20 Yavatmal in all schools the children were taking meals in a disciplined manner.																																		
	<b>iv. Conservation of water?</b>																																		
	It was observed that in all schools the children were encouraged to conserve water.																																		
	<b>v. Is the cooking process and storage of fuel safe, not posing any fire hazard?</b>																																		
	It was observed that in all sample schools the cooking process and storage of fuel was safe, not posing any fire hazard. In 30 schools had fire extinguisher were available.																																		
<b>17.</b>	<b>COMMUNITY PARTICIPATION AND AWARENESS*:</b>																																		
	<b>i) Extent of participation by Parents / VECs / Panchayats / Urban bodies in daily supervision, monitoring, participation.</b>																																		
	<p>In 40 schools parents and 39 SMCs were supervising and monitoring the mid-day meal scheme, but the frequency of such supervision was found to be inadequate. The reason is that most of the parents are either farmers or farm workers and during day time they are busy in the field. Hence, they could not afford to spend time for daily supervision and monitoring.</p> <p>It was found that the overall participation by Parents, SMCs, Panchayats and urban bodies was negligible in all schools.</p> <p>Table.17.1. Extent of participation Parents/community (% schools)</p> <table border="1"> <thead> <tr> <th rowspan="2"></th> <th colspan="3">Parents</th> <th colspan="3">SMC community</th> </tr> <tr> <th>Good</th> <th>Fair</th> <th>Poor</th> <th>Good</th> <th>Fair</th> <th>Poor</th> </tr> </thead> <tbody> <tr> <td>Daily supervision</td> <td>4 (10%)</td> <td>19 (47.5%)</td> <td>17 (45.5%)</td> <td>3 (7.69%)</td> <td>24 (61.53%)</td> <td>12 (30.76%)</td> </tr> <tr> <td>Daily monitoring</td> <td>3 (7.5%)</td> <td>18 (45%)</td> <td>19 (47.5%)</td> <td>3 (7.69%)</td> <td>20 (51.28%)</td> <td>16 (41.03%)</td> </tr> <tr> <td>Daily participation</td> <td>3 (7.5%)</td> <td>8 (20%)</td> <td>29 (72.5%)</td> <td>3 (7.69%)</td> <td>8 (20.51%)</td> <td>28 (71.79%)</td> </tr> </tbody> </table>		Parents			SMC community			Good	Fair	Poor	Good	Fair	Poor	Daily supervision	4 (10%)	19 (47.5%)	17 (45.5%)	3 (7.69%)	24 (61.53%)	12 (30.76%)	Daily monitoring	3 (7.5%)	18 (45%)	19 (47.5%)	3 (7.69%)	20 (51.28%)	16 (41.03%)	Daily participation	3 (7.5%)	8 (20%)	29 (72.5%)	3 (7.69%)	8 (20.51%)	28 (71.79%)
	Parents			SMC community																															
	Good	Fair	Poor	Good	Fair	Poor																													
Daily supervision	4 (10%)	19 (47.5%)	17 (45.5%)	3 (7.69%)	24 (61.53%)	12 (30.76%)																													
Daily monitoring	3 (7.5%)	18 (45%)	19 (47.5%)	3 (7.69%)	20 (51.28%)	16 (41.03%)																													
Daily participation	3 (7.5%)	8 (20%)	29 (72.5%)	3 (7.69%)	8 (20.51%)	28 (71.79%)																													
	<b>ii) Is any roster being maintained by the community members for supervision of the MDM?</b>																																		
	No roster was maintained in any school by the community members for supervision of MDM and also teachers were not found to be keen about this matter. In 8 schools MDM test register was maintained. Whenever SMC members visited MDM they record about test of food in it.																																		

**iii) Are the parents/community members aware about the following :**

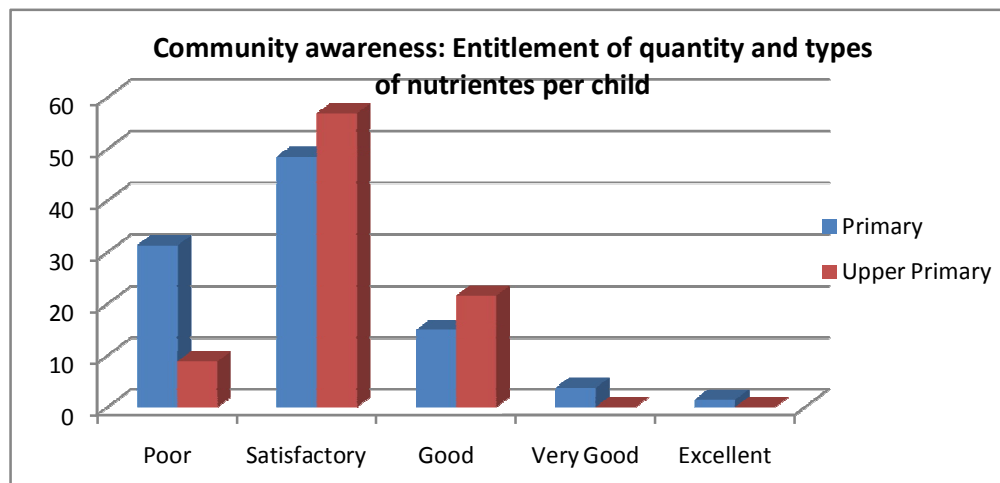
**a) Quantity of MDM per child at Primary & upper primary : 1 2 3 4 5 (please tick)**

Total 194 parent and SMC members out of which 110 were males and 84 were females were interviewed during the school visit. It was found that very few parents/community members were aware about the quantity (100gr/150gr) of MDM per child at primary and upper primary level. They only said that their children were getting, sufficient food in school. Hence, it is necessary to orient the parents and community members regarding the details of MDM scheme.



**b) Entitlement of quantity and types of nutrients in MDM per child as supplied in the menu :**

When we interacted with a total of 194 parents and community members about entitlement of quantity and nutrients in MDM per child it was found that they were not fully aware about the entitlement of quantity and type of nutrients in MDM per child.



	<b>iv) Source of awareness about the MDM scheme :</b>																																																						
	<p>The discussion with parents and community members revealed that teachers and students were the main source of awareness of parents and community members regarding MDM scheme.</p> <p>Table.17.4 MDM: Sources of awareness</p> <table border="1"> <thead> <tr> <th>Sr. No</th> <th>Source</th> <th>Yes</th> <th>%</th> <th>No</th> <th>%</th> </tr> </thead> <tbody> <tr> <td>1</td> <td>Newspaper/ Magazine</td> <td>04</td> <td>10</td> <td>36</td> <td>90</td> </tr> <tr> <td>2</td> <td>Villagers/Friends/Relatives</td> <td>02</td> <td>5</td> <td>38</td> <td>95</td> </tr> <tr> <td>3</td> <td>Teacher</td> <td>40</td> <td>100</td> <td>00</td> <td>00</td> </tr> <tr> <td>4</td> <td>School (where the child is studying)</td> <td>37</td> <td>92.5</td> <td>03</td> <td>7.5</td> </tr> <tr> <td>5</td> <td>Radio</td> <td>01</td> <td>2.5</td> <td>39</td> <td>97.5</td> </tr> <tr> <td>6</td> <td>Television</td> <td>00</td> <td>00</td> <td>40</td> <td>100</td> </tr> <tr> <td>7</td> <td>Website</td> <td>00</td> <td>00</td> <td>40</td> <td>100</td> </tr> <tr> <td>8</td> <td>Any other</td> <td>00</td> <td>00</td> <td>40</td> <td>100</td> </tr> </tbody> </table>	Sr. No	Source	Yes	%	No	%	1	Newspaper/ Magazine	04	10	36	90	2	Villagers/Friends/Relatives	02	5	38	95	3	Teacher	40	100	00	00	4	School (where the child is studying)	37	92.5	03	7.5	5	Radio	01	2.5	39	97.5	6	Television	00	00	40	100	7	Website	00	00	40	100	8	Any other	00	00	40	100
Sr. No	Source	Yes	%	No	%																																																		
1	Newspaper/ Magazine	04	10	36	90																																																		
2	Villagers/Friends/Relatives	02	5	38	95																																																		
3	Teacher	40	100	00	00																																																		
4	School (where the child is studying)	37	92.5	03	7.5																																																		
5	Radio	01	2.5	39	97.5																																																		
6	Television	00	00	40	100																																																		
7	Website	00	00	40	100																																																		
8	Any other	00	00	40	100																																																		
<b>18.</b>	<b>INSPECTION &amp; SUPERVISION</b>																																																						
	<b>i) Has the mid day meal programme been inspected by any state / district / block level officers/officials?</b>																																																						
	<p>In all schools, the mid-day meal programme was inspected regularly either by teachers or by headmasters. In 37 schools (92.5%) it was inspected by the CRCC and in 25 schools (62.5%) it was inspected by the BRC level officials.</p> <p>Table.18.1 MDM: Inspection and Supervision</p> <table border="1"> <thead> <tr> <th>Sr. No</th> <th></th> <th>Yes</th> <th>%</th> <th>No</th> <th>%</th> </tr> </thead> <tbody> <tr> <td>1</td> <td>State level officers/officials</td> <td>00</td> <td>00</td> <td>40</td> <td>100</td> </tr> <tr> <td>2</td> <td>District level officers/officials</td> <td>00</td> <td>00</td> <td>40</td> <td>100</td> </tr> <tr> <td>3</td> <td>Block level officers/officials</td> <td>25</td> <td>62.5</td> <td>15</td> <td>37.5</td> </tr> <tr> <td>4</td> <td>Cluster level officers/officials</td> <td>37</td> <td>92.5</td> <td>03</td> <td>7.5</td> </tr> </tbody> </table>	Sr. No		Yes	%	No	%	1	State level officers/officials	00	00	40	100	2	District level officers/officials	00	00	40	100	3	Block level officers/officials	25	62.5	15	37.5	4	Cluster level officers/officials	37	92.5	03	7.5																								
Sr. No		Yes	%	No	%																																																		
1	State level officers/officials	00	00	40	100																																																		
2	District level officers/officials	00	00	40	100																																																		
3	Block level officers/officials	25	62.5	15	37.5																																																		
4	Cluster level officers/officials	37	92.5	03	7.5																																																		
	<b>ii) The frequency of such inspections?</b>																																																						
	<p>The frequency of such inspection by CRC level official was weekly in 1 schools, fortnightly in 12 schools, monthly in 9 schools, bimonthly in 9 schools, Quarterly in 4 schools and half yearly in 2 schools. The frequency of such inspection by BRC level official was fortnightly in 3 schools, monthly in 3 schools, bimonthly in 2 schools, Quarterly in 5 schools, half yearly in 7 schools and yearly in 5 schools.</p>																																																						

	<b>iii) Remarks made by the visiting of officers? if any?</b>
	The most common remark by the visiting officers was "according to the menu mid-day meal was prepared and served" No specific suggestions were given regarding the preparation and its quality.
<b>19.</b>	<b>IMPACT</b>
	<b>Has the mid day meal improved the enrollment, attendance of children in school, any improvement in general well being, nutritional status of the children (to be verified from school record, discussion with students, teachers and parents. Is there any other incidental benefit to the children and school due to serving of mid-day-meal by VEC, PRI members?</b>
	It was reported that in all 40 schools the mid-day meal programme had helped to improve the attendance.
<b>B.</b>	<b>Any other issues relevant to MDM implementation</b>
	<b>MI may give a maximum 2 page note, on any other issues, relevant to MDM implementation, not covered above.</b>
	All issues, relevant to MDM implementation are covered.

**[14 (a) School list with DISE code and Criteria visited by MI**

**District 5: Yavatmal**

Sr.No	Name of the school/ Village	Type of school	DISE Code	Criteria
1	N.P. School No. 20, Yavatmal	PS with UPS	1512801	g
2	N.P. Urdu Girls School No. 14 Islampura, Yavatmal	PS with UPS	1512802	g
3	N.P. School No. 10, Gandhinagar Yavatmal	PS with UPS	1512849	g
4	N.P. School No. 15 Talavfaila Yavatmal	PS	1512854	g
5	N.P. School No. 5 Patipura Yavatmal	PS with UPS	1512844	g
6	Z.P. School Chandapur	PS with UPS	1502501	f
7	Z.P. School Ichori	PS	1503801	h
8	Z.P. School Hiwari	PS with UPS	1504601	i
9	N. P. School No. 4 Vani	PS with UPS	1415304	g
10	Z.P. School Rasa	PS with UPS	1412301	a
11	Z.P.School Matharjun	PS with UPS	1607401	j
12	Z.P. School Rampur	PS	1610101	b
13	Z.P. Girls School Mulawa	PS with UPS	1307603	d
14	Z.P. School Ganganmal	PS	1303901	b
15	Z.P. School Kalgaon	PS with UPS	0703701	d
16	Z.P. School Bijora	PS with UPS	0700901	f
17	Z.P.School Bahattar	PS	1000901	h
18	Z.P. School Pimpri Road	PS with UPS	1009901	d
19	Z.P School Kolgaon	PS with UPS	0805101	j
20	Z.P. School Pandavvahir	PS	0808301	h
21	N. P. Girls School No. 1 Pusad	PS with UPS	1112240	g
22	Z.P. School Indiranagar	PS	1105701	k
23	Z.P. School Januna	PS with UPS	1107001	f
24	Z.P. School Vanvarala	PS with UPS	1114901	i
25	Z.P. School Bhandari (j)	PS	0101801	e
26	Z.P. School Dabhadi	PS with UPS	0103101	k
27	Z.P. School Manoli	PS with UPS	0506801	d
28	Z.P. School Pardi	PS with UPS	0508201	i
29	N. P. School No. 2 Digras	PS with UPS	0401917	g
30	Z.P. School Mahagaon	PS with UPS	0404101	k
31	N. P. School No. 1 Darwha	PS with UPS	0302918	g
32	Z.P. School Bijora Tanda	PS	0301902	i
33	Z.P. School Ashtona	PS with UPS	1200501	a
34	Z.P. School Bhurabapod	PS	1210401	b
35	Z.P. School Sawargaon	PS with UPS	0611801	f
36	Z.P. School Jodmoha	PS with UPS	0604401	j
37	N. P. School No. 1 Ner	PS	0907601	g
38	Z.P. School Chinchgaon	PS with UPS	0902001	j
39	Z.P. School Pachkhed	PS with UPS	0205501	d
40	Z.P. School Nandura	PS	0205001	i